



BUSSELTON
100

ATHLETE
INFORMATION
GUIDE 2026



TABLE OF CONTENTS

WELCOME TO WESTERN AUSTRALIA	4
A MESSAGE FROM THE HEAD REFEREE	7
EVENT SCHEDULE	8
PRESENTATIONS & PODIUMS.....	9
POST RACE AWARDS & CELEBRATION	9
PAUL GOODMAN AWARD	10
ATHLETE CHECK-IN AND PACK PICKUP PROCESS:	10
ITEMS IN YOUR RACE PACK & HOW TO USE THEM:.....	11
BIKE RACKING PROCESS:.....	12
HOW TO RACK A BIKE ON RACE DAY	13
TRANSITION ACCESS ON RACE MORNING	13
BEGINNERS GUIDE TO TRANSITION.....	13
WHAT TO BRING AND WHAT TO WEAR	15
AUS TRIATHLON RACE COMPETITION RULES.....	16
COURSE CUT-OFF TIMES	16
PRIZE MONEY & PRIMES.....	16
BUSSELTON 100 COURSE RECORDS	16
NUTRITION, HYDRATION, AND MEDICAL INFORMATION	17
COURSE MAPS	18
BUSSELTON 100 & AQUABIKE WAVE STARTS	20
SWIM COURSE INFORMATION.....	20
WETSUITS	21
TRANSITION PROCEDURE SWIM-BIKE (T1)	21
BIKE COURSE INFORMATION	22
TRANSITION PROCEDURE BIKE-RUN (T2).....	24
RUN COURSE INFORMATION	24
INSTRUCTIONS FOR TEAMS	27
INSTRUCTIONS FOR THE AQUABIKE EVENT.....	27
POST RACE INFORMATION.....	27
COMPLIMENTARY MASSAGE SERVICE	28
LOST PROPERTY	28
CAR PARKING	29
ROAD CLOSURES	30
EVENT APP, TRACKING & LIVESTREAM	31
SPECTATOR INFORMATION	31
FREQUENTLY ASKED QUESTIONS.....	32

EVENT MANAGEMENT CONTINGENCY STATEMENT

Triathlon WA will ensure the provision of maximum duty of care to all participants, volunteers, and spectators for the 2026 Busselton Festival of Triathlon. A comprehensive Risk Management Plan will be in place for the full duration of the event and safety is our highest priority. Should there be unexpected circumstances, weather conditions or course situations that may pose a risk of harm or injury to participants, volunteers, staff, or spectators, the Race Contingency Committee will meet to determine the plan of action.

If changes to the event are required, all competitors and volunteers will be notified with as much advance notice as possible.

EVENT CONTACTS

TRIATHLON WA – ATHLETE SERVICES, STATE SERIES, MEMBERSHIP AND MEDIA ENQUIRIES

Level 1, 203 Underwood Ave, Floreat, WA 6010 **Phone:** (08) 9443 9778

Email: events@wa.triathlon.org.au **Website:** busseltonfestivaloftriathlon.com.au

ROAD CLOSURES, RACE WEEKEND EMERGENCIES, AND OPERATIONS ENQUIRIES

Phone: 08 6285 8550 (EventMatrix)

Email: events@eventmatrix.com.au

PLEASE NOTE

Information about withdrawals and team changes can be found on the event website at www.busseltonfestivaloftriathlon.com.au/withdrawals-and-refunds. Please make sure you have read and understood the options available to you before contacting Athlete Services during race week.

Triathlon WA and EventMatrix will be on-site in Busselton setting up the event from Wednesday, 29 April 2026 until Friday, 1 May 2026. Our team may not be contactable during this time.

From Friday, 1 May 2026, please visit the Athlete Services Counter at the Pavilion building, Barnard Park, Busselton to speak with Triathlon WA Staff in person.

ESSENTIAL LOCAL CONTACTS

BUSSELTON POLICE STATION

20 Stanley St Busselton WA 6280
(08) 9754 9555

BUSSELTON MEDICAL PRACTICE (GP)

20 Albert St Busselton WA
(08) 9752 1133

DUCHESS MEDICAL PRACTICE (GP)

69 Duchess St Busselton WA
(08) 9752 4122

BUSSELTON HEALTH CAMPUS (HOSPITAL)

Mill Road West Busselton WA 6280
(08) 9753 6000

BUSSELTON VISITORS CENTRE

Busselton Foreshore, 17 Foreshore Parade
Busselton WA 6280
(08) 9780 5911

TAXI SERVICES

Busselton Taxis - 131 008
South West Taxis - 1300 68 16 16

WELCOME TO WESTERN AUSTRALIA

**HON REECE WHITBY, MINISTER FOR TOURISM;
HON STEPHEN DAWSON MLC, MINISTER FOR REGIONAL DEVELOPMENT, AND
HON DON PUNCH MLA, MINISTER FOR SOUTH WEST**

The State Government is a proud sponsor of the Busselton Festival of Triathlon through the Regional Events Program (the Program), delivered by Tourism Western Australia (Tourism WA).

The Program supports medium to large events in regional Western Australia to boost tourism and local jobs, increase community vibrancy and participation, particularly outside of the typical tourism season, and further develop regional areas.

It also plays an important role in positioning Western Australia as an exciting destination to visit and a great place to live by showcasing and promoting a region's unique points of difference and diverse attractions, particularly through media coverage of events.

Regional events provide an opportunity for local, interstate, and international visitors to go beyond city limits and experience the unique features of each of our State's wonderful regions.

Tourism is a key part of the State Government's plan to diversify the economy, create jobs and develop business opportunities, through helping regional economies and communities to grow and thrive.

Events are a vital part of this plan, with the State Government sponsoring a range of sporting, cultural, arts and culinary events across the State, through Tourism WA, to attract visitors and encourage them to stay longer, disperse further and do more while they are here.

We hope everyone enjoys this event and takes the time to explore the dreamlike South West region.



A handwritten signature in black ink, appearing to be 'R Whitby'.

HON REECE WHITBY MLA
MINISTER FOR TOURISM



A handwritten signature in black ink, appearing to be 'S Dawson'.

HON STEPHEN DAWSON MLC
MINISTER FOR REGIONAL
DEVELOPMENT



A handwritten signature in black ink, appearing to be 'D Punch'.

DON PUNCH
MINISTER FOR SOUTH WEST



WHERE
DREAM
EVENTS HAPPEN

Step into a dreamscape of wondrous events and embark on unforgettable adventures in Australia's South West. The most premium wine region in Australia, pristine beaches, ancient caves and tall-timber forests await.

- Surf world-class breaks, watch migrating whales and be awed by other native wildlife.
- Hit the road less travelled and head out on one of the region's many mountain biking and cycling trails in Nannup and Pemberton, including the world-famous Munda Biddi.
- Taste the region's finest drops on a winery, distillery or brewery tour.
- Picnic or camp among the karri trees in Boranup Forest.
- Taste the flavours, hear the stories and learn the traditions of Wardandi Noongar culture on an Aboriginal tour.
- Walk a section of the 135km-long Cape to Cape Track, and spot sea creatures, beautiful wildflowers and magnificent coast along the way.
- Wander further and experience where the Southern and Indian Ocean meet at Cape Leeuwin Lighthouse, Australia's tallest mainland lighthouse.
- Go on an underground tour to explore the magical awe of the region's four ancient limestone caves – Jewel, Lake, Mammoth and Ngilgi.

Follow us @WesternAustralia | #WAtheDreamState



WESTERN
AUSTRALIA
WALKING ON A DREAM

WESTERNAUSTRALIA.COM

TRIATHLON WA PRESIDENT'S WELCOME

Welcome to the 2026 Busselton Festival of Triathlon. This year marks the 25th edition of the event, reflecting a long and proud history of high-quality racing in Western Australia. At the centre of the weekend is the WA State Long Course Championships, now in its 43rd year.

First held in Midland in 1983 and based in Busselton since 2002, the race has grown to attract athletes from across Australia and overseas. It remains a key fixture on the triathlon calendar and an event we are proud to deliver.

The Busselton Festival of Triathlon is wholly owned and operated by Triathlon WA, your not-for-profit state sporting association. This means that every entry, every volunteer hour, and every show of support is reinvested back into the sport, helping grow triathlon across Western Australia, from grassroots participation and club racing through to development pathways that support the next generation of athletes.

An event of this scale is only possible through the combined efforts of many people and organisations. We thank our athletes, clubs, volunteers, technical officials, the Triathlon WA office team, EventMatrix, the City of Busselton, Tourism WA, our sponsors, exhibitors and vendors, spectators, and the wider WA triathlon community.

Throughout the weekend, we hope you experience the care, planning and attention to detail that has gone into delivering a safe and enjoyable event.

As a triathlete myself, I understand what race day represents. The preparation, commitment, and focus required to reach the start line are significant. You have put in the hours, done the work, and this weekend is your opportunity to put it into action.

On behalf of the Board of Triathlon WA, I wish you all the best for your race and hope you enjoy everything the weekend has to offer. I look forward to seeing you out on the course.

Eddie Oldroyd

President, Triathlon Western Australia Inc.



A MESSAGE FROM THE HEAD REFEREE

On behalf of Triathlon Western Australia, I'm excited to welcome all athletes taking part in the 2026 Busselton 100, which once doubles as the WA State Long Course Championships and this year also carries National Long Distance Championship status for Elite, U23 and Age Group athletes. Our technical officials will be on hand to assist you have a safe, and fair, race experience.

To help you with this, please read through this Athlete Info Guide. If you have any questions, please ask an official over the event weekend.

I also encourage all athletes to familiarise themselves with the AusTriathlon Race Competition Rules. Triathlon is an individual race against the clock, and understanding the rules will help you avoid penalties and make the most of your race. Below, is a summary with some of the most common penalties.



COMMON BLUE CARD PENALTY- 2 MINUTES TO BE SERVED AT THE NEXT PENALTY BOX INCLUDE:

- Drafting – Failing to maintain a 12m gap between you and the cyclist in front.
- Age group competitors have 25 seconds to pass when overtaking. This needs to be done completely otherwise it is an incomplete pass which is also a drafting penalty.
- For Open/Elite athletes only, a gap of 20m must be maintained, and you will have 45 seconds to overtake when passing.
- Illegal Pass – Passing on the left.

COMMON YELLOW CARD PENALTIES- A STOP-START PENALTY INCLUDE:

- Blocking- Failure to keep left, blocking the course. To be served in the next penalty box
- Helmet – Failure to keep your helmet fastened when moving with your bike. To be served on the spot with a Technical Official. Remember not to touch your bike until your helmet is on and clipped up.
- Note that any 3 infringements across the course during the event may result in a disqualification (DQ).

COMMON RED CARD PENALTIES INCLUDE:

- Abuse of an official, volunteer or event team member or a spectator.
- Littering – Deliberately discarding items outside of the littering discard zones.
- Electronic Equipment- The use of any equipment including telephones, earphones, and other devices. This does not include pre-approved medical devices, such as for monitoring diabetes or cardiac conditions.
- An athlete shown a red card may **continue** racing but will be addressed by the Head Referee at the FINISH.

Remember to always treat fellow athletes, volunteers, officials, and spectators with respect. Even if you disagree with a decision. Unsportsmanlike conduct, including disrespectful behaviour, shouting, intimidation, or cheating may result in disqualification or further disciplinary action. A quick reminder that the finish chute and finish line area are for **athletes only**. This is for everyone's safety. Any athlete accompanied by non-competitors in the finish chute will be disqualified.

We're lucky to race in the stunning surrounds of Geographe Bay and Tuart Forest with the support of the City of Busselton. Please help protect this beautiful environment—littering harms local wildlife and leaves a lasting impact.

I hope you have a fantastic race and achieve your goals at the Busselton 100. I look forward to cheering you across the finish line!

Frank Stapleton
Head Referee, 2026 Busselton 100

EVENT SCHEDULE

Key information for Busselton 100 & Aquabike athletes is highlighted in yellow. Times are subject to change. Please check the website or app on race day for updated information.

FRIDAY 1 MAY 2026		
TIME	EVENT	LOCATION
3pm - 7pm	Pack Pickup Open (all events)	Barnard Park Pavilion
3pm - 7pm	KC Australia Merchandise Store open in Expo Area	Barnard Park
SATURDAY 2 MAY 2026		
TIME	EVENT	LOCATION
6am - 7.15am	Pack Pickup Open - Busselton 25 (Sprint)	Barnard Park Pavilion
6am - 10.50am	Pack Pickup Open - Busselton 5 (Kids Triathlon)	Barnard Park Pavilion
6am - 7.00am	Transition Open for bike racking - Busselton 25 Male Athletes	Transition
6am - 8.45am	Transition Open for bike racking - Busselton 25 Females and Teams	
6:30am - 10.50am	Transition Open for bike racking - Busselton 5 (Kids Triathlon)	Transition
7am - 4pm	Expo, Merchandise & Food Trucks	Barnard Park
7.30am - 9.45am approx.	Busselton 25 Invitational Race Starts <i>Special showcase race for our past long course athletes.</i>	Beach Start Area
7.45am approx.	Busselton 25 Race Starts <i>Race to run until 11.30am approx.</i>	Beach Start Area
11.00am approx.	Busselton 25 Athletes can collect their bikes	Transition
11.00am approx.	Busselton 5 (Kids Triathlon) Starts <i>Race to run until 11.45am approx. Note: there are no podiums or awards for the B5 as this event is not timed and for fun only.</i>	Beach Start Area
12.00pm approx.	Busselton 25 Presentations <i>Trophies for 1st, 2nd and 3rd place in each age category.</i>	Stage Area, Barnard Park
12.00pm approx..	Long Course Legends Ceremony <i>Special presentations for our 15+ Long Course Finishers</i>	Stage Area, Barnard Park
12.45pm	All bikes must be removed from transition (B25 & B5)	Transition
1.30pm - 4:45pm	Pack Pickup Open Busselton 100, Busselton 50, Duathlon 100 & Aquabike	Barnard Park Pavilion
1:30pm - 5:00pm	Transition Open for Bike Racking Busselton 100, Busselton 50, Duathlon 100 & Aquabike (no bike racking available on race day)	Transition
2:30pm - 3.00pm	Orientation & Transition Tour #1 (optional) - Everyone	Transition
3.00pm - 3.30pm	Open Athlete Race Briefing Compulsory for all athletes competing in Open/Elite	Recovery Area
3.00pm - 3.30pm	Orientation / Briefing - Teams (B100 & B50)	Transition
3.30pm - 4.00pm	Orientation / Briefing - Duathlon 100 & Aquabike	Transition
4.00pm - 4:30pm	Orientation & Transition Tour #2 (optional) - Everyone	Transition
SUNDAY 3 MAY 2026		
TIME	EVENT	LOCATION
5:30am - 7.30am	Transition open for all Individual and Team Athletes <i>Absolutely no late bike racking permitted, only setup of gear for the race. Wear your helmet into transition for the fit check.</i>	Transition
6.00am - 4.00pm	Merchandise and Food Trucks	Barnard Park
7:15am approx.	Busselton 50 Starts <i>Race to run until 12.00pm approx.</i>	Swim Start
8.30am approx.	Busselton 100, Duathlon 100, Aquabike Starts <i>Race to run until 4.30pm approx.</i>	Swim Start (B100/Aquabike)
		Finish Line (Duathlon)
10.00am	Busselton 50 Podium Presentations <i>Trophies for 1st, 2nd and 3rd place in each age category.</i>	Stage Area, Barnard Park

1.30pm	Busselton 100 TEAMS Podium Presentations <i>Trophies for 1st, 2nd and 3rd overall teams.</i>	Stage Area, Barnard Park
1:30pm - 5.00pm	Transition Open for Bike Collection <i>Will be announced by MC</i>	Transition
6.30pm to 10pm <i>Presentations begin 7pm</i>	Post-Event Awards Ceremony <i>Age Category Podiums & other awards presented for our individual Busselton 100, Aquabike and Duathlon 100 athletes.</i>	Sabina River Farm Get Free Ticket HERE

PRESENTATIONS & PODIUMS

- **Busselton 5 (Kids Tri)** – No podiums or presentations, as this event is not timed and is for fun only
- **Busselton 25 and Invitational** – Barnard Park stage area at 12pm on Saturday 2 May 2026
- **Busselton 50** – Barnard Park stage area at 10am on Sunday 3 May 2026
- **Busselton 100 Teams** – Barnard Park stage area at 1.30pm on Sunday 3 May 2026
- **Busselton 100 Individuals, Duathlon 100 Individuals, and Aquabike Individuals** – Post race award ceremony at Sabina River Farm, 6.30pm – 10pm. More information below.

POST RACE AWARDS & CELEBRATION

Busselton 100, Duathlon 100 and Aquabike Individual Athletes

Date: Sunday 3 May 2026, presentations begin 7pm.

Time: 6.30pm – 10pm

Venue: Sabina River Farm, 213 Wonnerup S Rd, Yalyalup WA 6280 (14 mins drive from Barnard Park)

Free Ticket Link: <https://www.trybooking.com/events/landing/1555275>

Awards being presented at this function include category trophies for B100, Duathlon and Aquabike Individuals, State Long Course Championship medals, National Long Course Triathlon Champs Medals, National Long Course Aquabike Champs medals, and special awards such as the [Paul Goodman Memorial Award](#).



PAUL GOODMAN AWARD

The Busselton 100 is full of powerful stories. If you know an athlete competing in 2026 who has overcome significant challenges and shown true bravery to reach the start line, please nominate them now at www.busseltonfestivaloftriathlon.com.au/paul-goodman-memorial-award.

ATHLETE CHECK-IN AND PACK PICKUP PROCESS:

Volunteers will look you up by either your name or your race number. Please bring photo ID.

DATE	TIME	LOCATION
Friday, 1st May 2026	3pm – 7pm	Barnard Park Pavilion
Saturday, 2nd May 2026	1pm – 4:45pm	

Race packs can only be collected during the advertised collection times and must be collected in person. Individual athlete race packs, wristbands, and other competitor items should not be collected on behalf of another athlete. This allows our volunteers to complete the required identity and insurance checks and to confirm that the correct competitor is racing.

TEAM RACE PACKS: The first team member to check in will receive the entire team race pack, which includes the timing chip, bib, swim cap, and all team wristbands. They will also be given the tees and tote bags for their team members. That team member collecting the pack is responsible for ensuring that all athletes racing match the registered team details. Any last-minute team changes must be made and documented at the Athlete Services Desk at the time of collection. Please ensure any new team member is present so they can sign the waiver and provide accurate medical information.

COMPETITOR TEES: If the competitor tee you ordered is not the correct size (or you selected no thanks and have changed your mind), our team can assist toward the very end of pack collection on Saturday evening (4:30pm–4:45pm), after all other athletes have collected their items. This helps ensure fairness, as sizes were allocated/preordered during registration and stock is limited. Additional swaps or replacements may be available on Sunday at the Info Tent near the transition entry. This is subject to remaining inventory.

IF YOU TRULY CANNOT COLLECT YOUR OWN PACK: All individual athletes are expected to collect their **own** race packs in person during one of the advertised pack collection times. In genuinely extenuating circumstances, known prior to race weekend, please contact our Athlete Services team via email at events@wa.triathlon.org.au. We can approve a proxy person to collect your pack on your behalf. If approved, the proxy person will be required to sign a liability waiver when they collect the pack confirming that the registered athlete will be the actual person racing on event day. This process is essential for race safety and insurance purposes, which is also why photo ID is checked during pack collection.

NOTE FOR ALL ATHLETES: Any athlete found to be racing under a bib, name, or race number that is not registered to them, including the use of fake bibs or bibs from previous years, will be disqualified and banned from future Triathlon WA events. As per our event T&C's, race entries are not transferable after 15 April (close of entries), and unauthorised transfers to another athlete are strictly prohibited.

ATHLETE SERVICES CONTACT FOR ENQUIRIES:

Email: events@wa.triathlon.org.au

Phone: 08 9443 9778

Please note that we have a national phone system, and if unanswered by Triathlon WA it may redirect to another State. The phone line may not be attended during event setup and event weekend, Wednesday, 29 April 2026 until Monday 4 May 2026.

On Friday, 1 May 2026 or Saturday 2 May 2026 during pack pickup hours, please visit the Athlete Services Counter at the Pavilion building, Barnard Park, Busselton to speak with Triathlon WA Staff in person. This is the best way to get prompt Athlete Services assistance across the event period.

ITEMS IN YOUR RACE PACK & HOW TO USE THEM:

RACE NUMBER:

It is mandatory for all participants, whether competing as an individual or in a team, to wear the race number on the front during the **Run** leg. It is optional for Busselton 100 and Aquabike competitors to wear the race number on the back for the **cycle** leg, as your bike has stickers with your race number on. Participants are advised to purchase a race number belt prior to the event for their own convenience. Safety pins will be supplied in your race pack and at pack pickup for those participants who do not own or don't wish to buy a race belt.

BIKE NUMBER STICKER:

This must be placed on the seat pillar of your bike prior to bike check in, with the numbers stuck back-to-back and extending behind the seat pillar so to be visible to all race officials during the event.

HELMET NUMBER STICKER:

These must be placed on the front and right-hand side of your helmet.

ATHLETE WRISTBAND:

Competitors must put their wristband, which displays their race number, on as soon as they collect their race pack. The wristband can be worn on either wrist and is waterproof and durable, so it can be showered and slept in. It is the athlete's responsibility to wear the wristband at all times when bike racking and on race day. Access to the transition area is conditional on the wristband being securely fastened, and it will also be required when removing your bike after the event to ensure it belongs to you.

TIMING CHIP:

Your timing chip is an important piece of equipment used to precisely measure your race results and track your progress around the course. Our event operations team and the timing company use the chip to mark your progress across the set timing points and make sure you finish the race.

On race day your timing chip and strap is to be worn on your **left ankle**, with the plastic chip facing out. It must be on your left ankle so that it doesn't come close to the gears or chain on your bike, which are typically accessible on the right-hand side. When adjusting the fit of your timing chip, make sure you leave a fingers space between the band and your skin so that you can move, run, crouch, sit, and extend your legs comfortably. This way the band will not chafe or rub during the race. Do not lose or forget your timing band on race day - you will not be allowed into transition without these. Limited replacement chips and bands will be available; however, any lost or unreturned timing bands will incur a fee of \$10 for the chip and \$5 for the strap.

You may use your own strap if you wish, however if the original strap provided is not returned after the race with your race number identified, you may still be charged the replacement fee. To prevent confusion when returning the chip and strap separately, put the strap in an envelope or sandwich bag labelled with your race number.

Before you leave the Pack Pickup area it is essential that you check your timing chip with BlueChip Timing by placing your chip over the timing pad located on the timing desk and checking your details, which will be displayed on a screen provided. If there is any issue with the chip or your details, there will be timing personnel there to assist you.

If you do not start the race or pull out of the race for any reason you must return the Timing Chip to the Drop Out Clerk located at Bag Compound. Please make sure if you do hand in your chip, a staff member/volunteer records your name and race number.



If somehow you do not return your chip and strap after crossing the finish line, it will need to be posted to BlueChip timing directly with your name and race number. Post to: PO Box 185, West Perth WA 6872, Australia.

SWIM CAP:

You will be provided with a coloured swim cap that corresponds to your wave number. It is compulsory to wear the cap provided at the start and during the entire duration of the swim so that our water safety team can clearly see you in the water. If you stick your finger through the cap putting it on, lose it before your race or need a replacement cap for any other reason, you can grab a spare one at swim start.

TOTE BAG AND BAG STICKER:

Your included tote bag is to be used for storing your gear on race day if you are using the Bag Drop/Compound Area. These are the only bags that will be accepted in the Bag Drop/Compound to ensure equal space for all athletes. Please ensure the big white sticker with your race number on it is attached to your bag. Stick the sticker to the outward-facing side of the bag for proper identification.

BIKE PUMP TAG:

Bike pumps will be stored separately to bags and are not to be placed in bags. The Bike pump storage area is at the back of the Bag Drop/Compound area. Put the small rectangular white sticker (with your race number on it) on the top handle of your pump. Remember to grab your bike pump and bag after the race.

IMPORTANT TO NOTE: Forgetting or losing your race pack will result in a \$150 replacement fee (\$100 returned if you return the original pack).

BIKE RACKING PROCESS:

PLEASE NOTE: You cannot rack your bike outside of these times.

DATE	TIME
Saturday, 2nd May 2026	1:30pm – 5:00pm

Once you have checked in and collected your race pack, you are required to check your bike into transition. All competitors must provide their own bike and helmet for the race.

The bike sticker supplied in your race pack must be attached to your seat pillar with the number showing behind the pillar prior to bike check in. Competitors are responsible for ensuring their bikes are in safe working order before presenting to transition for racking to avoid rejection. Only registered athletes racking their bike are allowed in transition. No non-competing adults, animals, or children are permitted to enter transition.

Technical Officials will also conduct a cursory visual inspection of your bike. No bike will be accepted unless it passes the inspection. This is an extra service for the competitors and is NOT a guarantee of safety.



OFFICIALS WILL BE CHECKING FOR SUCH THINGS AS:

- End plugs on handlebars.
- Tyres in reasonable condition.
- Brakes in working order.
- Compliance with current [AusTriathlon Race Competition Rules](#)

All athletes will be assigned a numbered bike position. This is the only place you can rack your bike. Look for the sticker matching your race number on the rack. Racking and race numbering is organised by category/wave start, so you'll be near others in your age own group. There will be separate sections for Individuals, Aquabike, and Teams, with dedicated racks for Open and Long Course Legends. A 'Randoms' rack may be used for late

entries and last-minute changes. Please only rack in your designated spot. All accessories and race gear should be removed from your bike until race morning.

Helmets must not be left in Transition overnight. Helmet checks will take place on race morning. Please wear your wristband and make sure your bike is stickered before entering Transition.

Transition will be secure and monitored from bike check-in on Saturday, 2 May 2026, until the end of racing on Sunday, 3 May 2026. On race morning, you can access your bike to pump tyres, place drink bidons, and set up your gear, but bikes cannot be removed from Transition.

NOTE: All bikes must be racked by handlebars overnight for stability/security. Cable ties will be available for TT bikes with front set up or bikes without brake hoods if required. This can be changed on race morning to one of the below options.

HOW TO RACK A BIKE ON RACE DAY

Option 1: Hang by the handlebars (brake hoods). This is more secure; however, it is dependent on your bike set up and if you have the style of handlebars required.

Option 2: Hanging your bike up by the seat. This is the less stable choice out of the two options because it only has one point of contact on the rack but is a very common and easy method.



TRANSITION ACCESS ON RACE MORNING

Transition will be open pre-race for all athletes from **5:30am – 7:30am** on race morning, Sunday 3 May 2026. Please make sure that you have your helmet on and securely fastened as you approach the entrance to Transition so that officials can check the fit. Please ensure you remove any bags from Transition and place them in the secure compound provided. You cannot remove your bike on race day morning for a warmup. Absolutely **NO LATE RACKING** is available on race morning.

BEGINNERS GUIDE TO TRANSITION

Transition is the 'storage place' for all the equipment required to complete the event, but it can only have the necessities. Your transition area will need to be set up prior to the race start. Be sure to check the event schedule for timing. When you enter transition, technical officials will be checking your bike and helmet, so ensure you enter transition with your helmet ON and done up for checking.

The space allocated to you in transition is enough for your bike to be racked, and then a small area below (either on the left or right side of your bike – personal preference) for any equipment you may need. Please be courteous of how much space you are taking up. Extra bags, boxes, and storage containers are not allowed and should be left in Bag Compound/Drop or with a friend

Equipment required to set up in transition are as follows:

1. **Bike:** Can't complete the cycle leg without the trusty steed!
2. **Helmet:** Set up with clasps undone, sitting facing upwards for ease of application. Remember you CANNOT touch your bike without having your helmet fastened and secured on your head.
3. **Cycling shoes:** These can be any shoes you will be wearing for the bike course, runners or cycling shoes are fine. Have the shoes open, ready for your feet to slide on in.
4. **Running shoes:** If you do have specific cycling shoes, you will need a pair of running shoes to do the run in. However, using your running shoes in the bike leg is perfectly fine – especially for beginners.
5. **Race number:** You will receive a race number in your race pack that you will either need to attach to a singlet/t-shirt with pins or use a race belt. You will need to slip this on in T2 (bike – run) on the front.
6. **Water bottle:** If you have a water bottle holder on your bike, keep your water bottle on the bike so you can drink on course. We also recommend having a water bottle in transition in case you need it.
7. **Hat:** We always want to protect our skin from the Australian sun, having a hat in transition means you

WHAT TO BRING AND WHAT TO WEAR

As general advice, here is a checklist of items to bring with you to a triathlon:

- Race pack provided on the day (swim cap, race number, timing chip, pins)
- Wetsuit** – Busselton 100 is often wetsuit mandatory because of the time of year. Don't forget it!
- Goggles
- Swimwear or tri suit
- Cycling / Running clothes for the bike and run (if not wearing a tri suit)
- Bike in good working order
- Bike helmet that fits well and clips under your chin – this is required.
- Running shoes and socks
- Hat, sunscreen, and sunglasses
- Flip flops, slides, or other shoes to wear when your running shoes are in transition.
- Any medicines you need to take (e.g. EpiPen, Asthma Puffer)
- Personal bike repair kit, spare tubes, bike pump, tools to change a tyre or fix a chain.
- Towel
- Filled water bottle or two.
- Race nutrition items / snacks that you want to use.
- Optional: Change of clothes for after the race
- Optional: Race Belt – our expo retailers will be selling these if you'd like to buy one. They are around \$15-20.
- Optional: Cycling shoes (otherwise your running shoes are fine for the bike)
- Optional: Small personal medical kit – band-aids, blister patches, aloe vera, chafe cream etc
- Optional: Money to grab some merch, some food, or a coffee

WHAT TO WEAR – FOR BEGINNERS

If you're a beginner and you have no clue what to wear, the first thing you should do is go and look at the images from last year on our Facebook or Instagram page. That will give you a good visual guide. You can pretty much wear whatever you are comfortable in that is within the rules, as there is not a specific 'uniform' for triathlon. Activewear, tri suit, cycling jerseys and pants, regular bathers under your wetsuit – all fine. That said, your torso must always be covered, or you may get a penalty. No shirtless runners allowed.

WETSUIT: According to the rules, when mandatory wetsuits must cover at least the torso. Sleeved and sleeveless suits are ok. Short arm and short leg suits are ok. If you're unsure, please send us an [email](#).

PRE-RACE: It can be VERY cold at the start of the morning so make sure you bring a jumper and beanie to keep you warm. If you forget yours, you can buy them at the merch store. Apply sunscreen and stow any valuables like car keys in your bag to be placed in Bag Compound. Please leave jewellery or anything sentimental at home. Wedding bands and Oura rings ALWAYS get lost in the ocean – don't risk it! Headphones and music players, mobile phones, and other tech should be left at home, with a trusted spectator or in your bag in Bag Compound. Watches (i.e. Garmin) are allowed. Make sure you have collected your race pack and racked your bike in transition. You will need a second (or third if you have cycling and running shoes) pair of shoes to wear between when you put your other shoes in transition, and when you start your race. Lots of athletes opt for the socks and slides look.

SWIM: Most athletes will wear either a tri-suit or normal swimwear under their wetsuit, plus goggles and the swim cap and timing chip from your race pack. Gals, if you would normally swim in a bikini, a good crop top would be a much more supportive option as a base for the rest of the race. You don't wear the paper race number in the swim, so leave it in transition. Don't forget a towel in transition to get sand off your feet.

BIKE: If you didn't swim in a tri-suit, you'll need to bring some other clothes for the bike and run to put over your bathers. Note that you are not allowed to get completely unchanged or naked in transition. This is why many athletes love tri-suits – one outfit for the whole race. If you don't have one or don't fancy wearing Lycra, activewear or just leggings/shorts and a t-shirt is fine for bike and run. You will also want to pop on your bike or running shoes – whichever you prefer for the cycle. Whether you want to wear socks or not is up to you, but

they do prevent blisters. Be sure to bring some sunglasses to protect you from UV. Make sure you are wearing your helmet BEFORE you touch your bike.

RUN: If you wore bike shoes for the cycle swap across to your runners. You can keep wearing your activewear or tri-suit for this leg – you shouldn't need to change clothes. If you don't have a race belt, we find it's easiest to pin your race number onto a T shirt you can just slip-on during transition. Safety pins are included in your race pack. Make sure the race number is on the FRONT for the run. Pop on a hat and sunglasses too. Please note that music devices, earphones, phones, and other communication devices are not allowed to be used at any time during the race. This is part of the race rules.

WHAT IS A RACE BELT?

A race belt, also known as a bib holder or tri-belt, is a stretchy elastic band that holds a race number in place during a race. Some also hold nutrition products like gels. It's not the same thing as a running belt. Race belts are commonly used in triathlon because it makes it easier to move your paper race number from back (for bike) to front (run).

If you want to buy a race belt, they should be available at most running stores ([2XU](#), [Running Warehouse](#), [Keep on Running](#)), online ([Amazon](#) etc), and at the triathlon-specific store [XTR Multisports](#) in Joondalup. Our expo stallholders [TransitionWear](#) and [PA sports](#) should be selling them on race day too.

AUS TRIATHLON RACE COMPETITION RULES

Race Competition Rules are essential to maintaining a safe, fair and quality level of competition for participants of the sport. The AusTriathlon competition rules also comply with the international governing body rules of World Triathlon. **Find a copy of the rules here:** <https://www.triathlon.org.au/rules/>

COURSE CUT-OFF TIMES

Athletes may be removed from the course by the Race Director if they have not commenced their third run lap by 3.45pm, with discretion.

COURSE	INDIVIDUALS	TEAMS
	Leg Cut Off (from your start time)	
SWIM	1 hour 15 minutes	1 hour
BIKE	4 hours 45 minutes (total swim and bike time)	4 hours 30 minutes (total swim and bike time)
RUN	7 hours 18 minutes (total race time)	6 hours 45 minutes (total race time)

PRIZE MONEY & PRIMES

Prize money for placing is only available for our Open/Elite field, however for Age Group competitors, Swim/Bike/Run Primes and an incentive for the overall fastest male and female are available. Learn more at www.busseltonfestivaloftriathlon.com.au/prize-money. There is also an incentive for course records broken.

BUSSELTON 100 COURSE RECORDS

- **FASTEST MALE FINISH TIME:** Nick Thompson 03:15:32.58 (2024)
- **FASTEST FEMALE FINISH TIME:** Tracy Clinch 03:49:31.30 (2022)

NUTRITION, HYDRATION, AND MEDICAL INFORMATION

Pure Sports Nutrition are our official 2026 Nutrition Partner for the Busselton 100. Crafted in NZ with premium ingredients and real fruit, their products are scientifically formulated to deliver everything you need - without the extras you don't. Learn more at www.puresportsnutrition.com. Use code **PUREXBFOT** for 20% off.

AID STATION PROVISIONS:

- **Cycle Aid Stations:** Superfruits flavour (berry) electrolyte, and water.
- **Run Aid Stations:** Lemon flavour electrolyte and water, flat/de-gassed Coca Cola, plus mixed flavours of caffeinated and non-caffeinated energy gels.
- **Recovery Area:** Electrolyte, and water

RECOVERY AREA PROVISIONS:

- Sweet: fresh fruit, banana bread, muesli bars
- Savory: ham & cheese scrolls, vegemite & cheese scrolls
- Drinks: Masters Milk protein chocolate or coffee, Pure Sports Nutrition electrolyte, water, Coca Cola
- Gluten Free: muffins baked locally, please only take if you require GF.

MEDICAL:

Medical is available on course via St John Ambulance with communication to St John at all aid stations. Don't hesitate to ask if you need help. Receiving aid from race medical personnel won't lead to disqualification, but outside assistance will. If transported by ambulance, you may be responsible for costs unless covered by insurance. You'll only be withdrawn if you require transport, IV fluids, or if medical staff deem it unsafe for you to continue. Our medical team will have access to your emergency contact and any information about disclosed medical conditions.

PURE
SPORTS NUTRITION

OFFICIAL BUSSELTON 100 NUTRITION PARTNER

**30MG
CAFFEINE**
PER SERVE

**30
GRAMS
CARBS**
PER SERVE

**37.5G
GRAMS
CARBS**
**152 CALORIES +
ELECTROLYTES**
PER 750ml SERVE

PURE
SPORTS NUTRITION

PURE
SPORTS NUTRITION

PURE
SPORTS NUTRITION

PURE
SPORTS NUTRITION

ELECTROLYTE HYDRATION
PURE CLEAN PERFORMANCE

ELECTROLYTE HYDRATION
PURE CLEAN PERFORMANCE

MADE WITH 9 REAL SUPERFRUITS,
CARBOHYDRATES & ELECTROLYTES
500g NET | MAKES 8.75 LITRES

MADE WITH REAL LEMONS,
CARBOHYDRATES & ELECTROLYTES
600g NET | MAKES 8.75 LITRES

**20% OFF WITH EXCLUSIVE DISCOUNT CODE
PUREXBFOT**



2KM SWIM



80KM BIKE



18KM RUN



- SWIM COURSE - 1 LAP
- BIKE COURSE - 1 LAP
- RUN COURSE - 3 LAPS
- PENALTY BOX
- TOILET
- EVENT VILLAGE & FINISH
- RUN AID STATIONS

City of Busselton
Events Capital WA

WESTERN AUSTRALIA

WA TRIATHLON



80KM BIKE COURSE



- BIKE COURSE - 1 LAP
- PENALTY BOX
- DISTANCE (KM)
- TOILET
- EVENT VILLAGE & FINISH
- BIKE AID STATIONS

City of Busselton
Events Capital WA

WESTERN AUSTRALIA

WA TRIATHLON




BUSSELTON
100

BUSSELTON
50

BUSSELTON
AQUABIKE

2KM SWIM COURSE



WESTERN
AUSTRALIA

WA
TRIATHLON

BUSSELTON FESTIVAL OF TRIATHLON

SEARCH IN THE APP STORE



OR SCAN THE QR CODE BELOW



IOS



ANDROID

BUSSELTON 100 & AQUABIKE WAVE STARTS

Please note that times and cap colours are subject to change, if required.

Wave	Event	Age Group	Start Time (AM)	Cap Colour
In their Age Group Wave	LEGENDS	N/A	N/A	Gold
1	Busselton 100	Male Open	8:30	Orange
2	Busselton 100	Female Open	8:33	White
3	Busselton 100	M50-54 M55-59	8:42	Yellow
4	Busselton 100	M25-29	8:45	Orange
5	Aquabike	All	8:47	Pink
6	Busselton 100	M40-44	8:49	Sky Blue
7	Busselton 100	F18-24	8:51	Yellow
8	Busselton 100	F35-39 F40-44 F45-49 F50-54	8:53	Green
9	Busselton 100	F25-29 F30-34	8:55	Orange
10	Busselton 100	M30-34	8:58	Red
11	Busselton 100	M60-64	9:00	White
12	Busselton 100	F55-59 F60-64 F65-69 F70-74	9:01	White
13	Busselton 100	M45-49 M65-69 M70-74	9:03	Green
14	Busselton 100	M18-24	9:06	Violet
15	Busselton 100	M35-39	9:08	Yellow
16	Busselton 100	TEAMS	9:10	Red
17	Busselton 100	TEAMS	9:12	Sky Blue

SWIM COURSE INFORMATION

Starting beside the iconic Busselton Jetty, the 2026 swim course remains entirely on the east side of the jetty. The big change for 2026 is that the Aussie Exit makes a return! This means the swim will remain closer to shore and allow spectators to cheer on everyone as they exit the water at the 1km mark of the swim before re-entering and completing another 1km. Remember to keep the Red Buoys on your right-hand side and yellow on your left when navigating the course.

Warm-ups must be on the west (left) side of the jetty. Each wave will be invited into the start area before their race. Competitors must enter via the back of the fenced area and cross the timing mats to ensure correct wave placement and safety.

WETSUITS

All Busselton 100 and Aquabike athletes **MUST** bring a wetsuit with them to the race, so they are prepared in case the swim is declared wetsuit mandatory on race morning.

The Aus Triathlon appointed Technical Delegate will take the water temperature 24 hours before race start, and the preliminary reading will be displayed at race registration/pack-pickup on 2 May 2026. The water temperature will be taken again on Race Morning, and the wearing of wetsuits will be conditional upon the water temperature measured then.

If the combined air and water temperature are deemed too low, the race referee (in conjunction with water safety) can rule it a compulsory wetsuit swim. This has occurred in the past, so **ALL ATHLETES MUST BRING A WETSUIT**, just in case.

If a wetsuit is to be worn, then:

- It must cover at least the torso. Short arms or legs are ok. A full wetsuit covering arms and legs is allowed.
- The wetsuit must be tight to the body while swimming. If any part of the wetsuit can separate from the body in any phase of the stroke it is considered an artificial propulsion device and is banned.
- The wetsuit must not be thicker than 5mm and must comply with AusTriathlon Race Competition Rules. Tri Elite Full sleeved wetsuit is banned.
- Swimwear that covers the hands or feet except socks may be used only if wetsuits are mandatory.
- Wetsuits must only be removed and left at your numbered bike rack during transition 1.

SWIM COURSE RULES

- Athletes must wear the swim cap provided in their registration pack.
- No fins, aqua socks, gloves, paddles, snorkels, or flotation devices of any kind are allowed.
- Swim goggles and facemasks may be worn.
- No individual paddlers or escorts allowed (exception Para athletes).
- Any assistance that results in forward progress being made may result in a disqualification.
- Athletes are permitted to hold on to water safety craft so long as no forward progress is made.
- Water safety and/or medical personnel reserve the right to remove an athlete from the course if deemed medically necessary.
- Athletes found not to have completed the entire swim course will be disqualified.

TRANSITION PROCEDURE SWIM-BIKE (T1)

At the swim finish you will pass over a timing mat then into transition. Move to your designated racking spot to remove your swim gear (wetsuit, swim cap and goggles). Only discard your swim gear at your bike.

- Ensure your helmet is on and fastened before you move your bike from the bike rack.
- If you lose your timing band during the swim a replacement can be collected at transition exit.
- Wearing your paper Race Number is optional for the bike leg as you have stickers on your bike and helmet.
- You must not mount your bicycle until AFTER you have passed the designated mount line.
- You must not touch or otherwise interfere with another competitor's equipment in transition.
- No portable music or communication devices to be taken on the bike course, including earphones.
- If you do not intend on starting the bike course, please report to the drop out clerk in the Bag Compound/Drop, to hand in your timing chip.
- If you feel unwell after the swim, please approach transition staff and they will assist with getting medical help.

BIKE COURSE INFORMATION

A big change in 2026 is the introduction of a 1 lap 80km bike course. This change is to improve community access, ensure sustainability and significantly reduce congestion on the course for all participants.

Riders will exit transition at the southern end and begin riding after the mount line on Marine Terrace. From here, riders will turn right at the Carey Street roundabout onto the incorrect side of the road, then turn left at the T-junction onto Peel Terrace, continuing onto Layman Road. The course continues past the Marina before turning left onto Forest Beach Road. Riders must proceed with caution. This bridge is a no overtaking zone, and riders must ride single file over the narrow bridge, then continue along the undulating road. Stay left at all times, particularly over the small blind crests and through the long corners. A U-turn is located just before the bitumen ends, after which riders return along the same route to Layman Road, again observing single file over the bridge.

Turn left onto Layman Road and continue to the Tuart Drive roundabout, turning left and passing the first aid station. Continue along Tuart Drive, enjoying the scenery, before turning left onto Ludlow Road North. Take care through this section and ensure you stay left when exiting the corner. The course continues through the historic townsite and surrounding farming area before a right turn onto Stirling Road. The long straight sections here allow riders to see much of the field. As you approach Bussell Highway, you will pass the halfway point and complete a U-turn, then return along Stirling Road past the second aid station. A penalty box is also located along this section for athletes who have been summonsed.

Turn left from Stirling Road to begin the return leg along Ludlow Road North. Remain cautious and keep left when approaching the left turn onto Tuart Drive.

The course then heads west toward the third and final U-turn of the day. After completing the U-turn, continue back to the Tuart Drive roundabout, turning right and passing the third and final bike course aid station. The course then returns to Busselton via Layman Road, onto Peel Terrace, and right onto Brown Street. Riders will pass the second penalty box, which is also the finish line for Aquabike competitors. From there, turn right at the Marine Terrace roundabout and keep left to dismount before the line.

TOILETS:

Public toileting is a race violation and will likely result in a disqualification. There will be portable toilets inside the transition area for athletes use. The following toilets will be available on the bike course:

- At both Aid Stations on the bike course near the roundabout on Tuart Drive and Layman Road
- At the third aid station near turn 2 on Ludlow Road
- At the bike course U-turn on Tuart Drive
- At the Penalty Box on Brown Street.

NOTE FOR AQUABIKE ATHLETES:

Your finish time is officially recorded at the timing point next to the penalty box on Brown Street (between Adelaide and Kent St). You'll then proceed to the dismount area, just like Busselton 100 athletes. With no run component for Aquabike, simply rack your bike, proceed through transition to the run leg and then head to the finish line. Your official time ends at the Brown St timing point, but you need to proceed to the 'proper' finish line to get your Finisher Medal, Towel and recovery items. Make sure your race bib is displayed on the front for your finish line photo.

BIKE COURSE RULES:

No drafting off another bicycle or any other vehicle is allowed. This event uses the 12m gap drafting ruling for Age Group athletes. There must be 12m from your front wheel to the back wheel of the cyclist in front. Athletes must ride single file on the far-left side of the bike course at all times unless making a pass or for safety reasons. Athletes who fail to keep left may receive a blocking infringement. Drafting is a blue card, and the penalty time will be two (2) minutes.

An athlete's draft distance may overlap the draft distance of another athlete in the following circumstances:

- When passing the athlete in front of them, for a period of no more than 25-seconds
- For safety reasons or if making an acute turn
- For an Aid Station or for leaving and entering the transition area

OPEN/ELITE DRAFT ZONE:

For Open/Elite athletes only, a gap of 20m must be maintained, and you will have 45 seconds to overtake when passing. This brings our event in line with other large-scale triathlon events like Ironman and T100.

Other rules to be aware of:

- Athletes may walk or run with their bike if necessary but may not make progress on the bike course without their bicycle.
- Shoes and a top must be worn at all times while cycling.
- Athletes must have their race number visible on the helmet and affixed to the bike frame. These numbers must always be visible on the course.
- An athlete observed deliberately discarding equipment, bidons or rubbish/trash on the course other than when entering or leaving an Aid Station will receive a red card penalty.
- Athletes found not to have completed the entire bike course will be disqualified.
- If you receive a red card at any time during the event you will need to report to the Head Referee at the finish line after you have completed the race.

VEHICLE ESCORTS:

Police and event Motorbike personal maybe be required to escort essential vehicle travel during the cycle leg. Riders must keep left at all times unless overtaking. If passed by a motorcycle, be aware that a vehicle maybe following them to a nearby exit point.

BIKE MECHANIC:

There are two mobile mechanics planned to be available on the bike course. Participants can find a volunteer or event official for assistance; however, you will still need to bring spare inner tubes, a pump, and tools to fix any punctures or chain issues that you may have.

OUTSIDE ASSISTANCE:

Assistance provided by event officials, including volunteers, is permitted but such assistance is limited to the authorised provision of drinks, nutrition and medical needs. Assistance provided by other competitors is permitted, but is limited to the provision of, drinks, nutrition, pumps, tyres, inner tubes, puncture repair kits and the repair of equipment for safety only.

Competitors may not provide items to any other competitor which will render the donor competitor incapable of completing the race. This would result in both competitors being subject to disqualification. For example, if a competitor gives a fellow competitor their wheel, then they are no longer able to finish the race themselves. That's very kind but not allowed.

Any other assistance from anyone else is deemed to be Outside Assistance, which is not allowed either.

PENALTY BOX:

There will be two penalty boxes on the 1 lap bike course. One will be located near the U-Turn at Ludlow Road, and the other on Brown Street. You must stop at the closest penalty box after receiving a penalty to serve your time/penalty. Failure to stop at the closest Penalty Box after which the penalty occurred, could result in automatic disqualification.

Aquabike athletes must complete any infringement in the penalty box on Brown Street prior to passing their finish line (the timing point).

CYCLE AID STATIONS

There will be three cycle Aid stations on the one lap bike course. The first is on the outward journey on Tuart Drive, approximately 200 metres after the left-hand turn from Layman Road. The second will be on the return

journey on Layman Road just after the right-hand turn from Tuart Drive. The third is located near turn 2 on Ludlow Road.

An area to discard your empty bidons (bike bottles) and waste will be set up prior to and after each Aid Station, on the left-hand side of the road. The pick-up will also be located on your left-hand side.

There will be water and Pure Sports Nutrition electrolyte available at the aid station. The following bidons will be available on course:

- An **ORANGE** bottle will be filled with Superfruits (berry) flavoured electrolyte.
- A **BLUE** bottle will be filled with water.

Take extra care around volunteers and fellow competitors at the Bidon Exchange. If discarding or receiving a bidon, slow down and move left to allow others to pass on the right. Ensure you collect what you need safely. All Aid Stations, including the Bidon Exchange, are staffed by generous local volunteers. Only discard empty bidons and waste at the designated disposal area before the exchange. Discarding items elsewhere will result in a red card.

Please note there is no provision for the return of any personal bidons. As you approach an aid station, ensure you slow down and call out what you want loudly and clearly to the volunteers. **Drinks will be dispersed in the following order:**



TRANSITION PROCEDURE BIKE-RUN (T2)

Ensure that you dismount before the dismount line and follow direction from the Officials and Volunteers.

- Return your bike to your allocated bike rack.
- Rack your bike **before** removing your helmet.
- Only discard your bike gear in your own allocated area. Be mindful of your neighbours.
- You must not touch or otherwise interfere with another competitor's equipment in the transition area.
- No portable music players, headphones, phones or devices to be taken on the run course.
- Your race number must also be worn on the run leg so please put this on the **front** of your body using a race belt or safety pins prior to leaving transition.

RUN COURSE INFORMATION

Exit from transition is via the northern side before turning right onto Geographe Bay Road. Please keep left where possible, especially if walking. A short 100m section and a right turn onto Milne Street running south beside the event village. Then the first of 3 Left Hand U-Turns here before returning to Geographe Bay Road and turning right to the accolades of those enjoying the event from Club Alley. The run continues east on Geographe Bay Road past the first Aid Station at approx. 700m and another at 2.5km. At 3.2km a left turn into the carpark opposite Morgan Street and another left onto the Bike Path has runners heading west on the path with the Jetty in view for some motivation. Another 2 Aid Stations at totals of 3.5km and approx. 4.8km to ensure regular opportunities to reload.

Remaining on the bike path runners will pass the large Marine Rescue building and run a short distance adjacent to the Foreshore precinct before a left turn, then a right turn onto the road. Run/Walk west bound on

Geographe Bay Rd, again passing club alley however in the opposite direction this time. Continue westbound on the road before a left-hand U-turn and back past the earlier transition exit point. It is the Athletes responsibility to keep track of how many laps they have done. After completing 3 full laps, make the right-hand turn onto Milne Street again. Pass the U-turn point which would take you back towards Geographe Bay Road and continue straight into the finish chute. Be ready for those finish feels and photos - try not to look down at your watch as you cross the line! You'll get a better photo 📸

RUN AID STATIONS

There will be four (4) Aid Stations per lap situated on the run course.

- The first Aid Station will be east side of Marine Rescue at approx. 700m.
- The second Aid Station will be on Geographe Bay Road near Russell Street
- The third Aid Station will be at the same point near Russell St with access for those running west on the path.
- The fourth Aid Station will be east of the Volunteer Sea Rescue building (heading west)
- There will be water, Pure Sports Nutrition electrolyte & gels, and Cola available at the Aid Station.

RUN AID STATION ORDER OF ITEMS



RUN COURSE RULES

If an athlete receives a penalty during the Run they may be required to serve a Stop-Start Penalty on the course with Technical Officials where the infringement occurred.

- No portable music devices, or electronic items of any kind, including phones, and headphones are allowed during the race.
- No form of locomotion other than running or walking is allowed. Crawling is not allowed, and medical may remove you from the course for your safety.
- Athletes must wear their race number bib on the front of their top or race belt and the number must be visible at all times.
- No individual support vehicles or non-participant runners are allowed. A non-participant escort runner includes supporters, coaches, athletes who have withdrawn or athletes who have finished the race.
- An athlete observed deliberately discarding equipment, bidons, cups or rubbish/trash on the course other than when entering or leaving an Aid Station will receive a red card.
- A shirt or racing top and shoes must be worn at all times.
- Please do not accept any outside assistance, other than from event officials, medical, and event volunteers.
- Athletes found not to have completed the entire course will be disqualified.

DO NOT UNDER ANY CIRCUMSTANCES:

Run down the finish chute with your non-competing spectators. This includes kids and babies running with their parent. You will be disqualified if any spectator, friends, or family enter the chute with you who are not registered athletes / part of your team. We know it's a buzzkill, but it is for safety reasons (your spectators are not insured if they hurt themselves) and to prevent any other athlete's finish moment being impacted.



AUSTRALIA

UNIFORM & BRANDING SOLUTIONS

Business Apparel | School, Sport & Club Uniforms
Hospitality | Promotional Items | Event Merchandise | Workwear

WA FAMILY OWNED
& OPERATED

9244 1221

kcaust.com.au



MERCH DROP



Proud **merchandise partner** of Busselton Festival of Triathlon

INSTRUCTIONS FOR TEAMS

These instructions are to ensure that all team changeovers are FAIR AND SAFE. All team Swimmers must be wearing a timing band on their left ankle. The team Cyclist will wait for the swimmer at their bike in transition. The Cyclist may have their helmet on whilst waiting.

The team Swimmer will meet the cyclist at transition. Here they will take off their timing band and hand it to the team cyclist who must put it on their LEFT ankle. Only after the timing band is attached may the team cyclist move to their bike and exit the transition. They must not mount their bike until they reach the MOUNT sign.

Meanwhile the team Runner must estimate the expected time of return of their Cyclist. The team Runner may enter the transition area and wait at the transition rack, taking care not to impede others.

At the end of the cycle course the team Cyclist must dismount their bike at the DISMOUNT sign and run their bike back to the rack and RACK THEIR BIKE. ONLY AFTER THEY HAVE RACKED THEIR BIKE can they pass the timing band to the team Runner.

The team Runner must put the timing band on their left ankle and the race number on the front. THEY MUST NOT LEAVE TRANSITION UNTIL THIS IS DONE.

No mp3, iPods, mobile phones or other communication or music devices are allowed to be on your person at any time during the event.

The team Runner will then complete the run course and pass through the finish chute at the end. Other team members can run down the finish chute with the team runner. Please wait at the Team Meeting Point and then join your runner on their final lap.

Note: Team Swimmers and Cyclists must leave the transition area promptly after swapping over to reduce crowding. It is optional for team Cyclist to wear their team number on course, but it is compulsory to have their team number with them to remove their bike from Transition after the race.

INSTRUCTIONS FOR THE AQUABIKE EVENT

You'll complete the same swim course as the Busselton 100 competitors, and head into transition for T1 (swim – bike). Your bike will be racked in the transition area that is set aside for Aquabike. Please look for the signs in transition so that you rack in the correct place. You will complete the same bike course as Busselton 100. Your paper race number does not need to be worn on the bike as you have bike stickers plus helmet stickers.

Your finish time is officially recorded at the timing point next to the penalty box on Brown Street (between Adelaide and Kent St). You'll then proceed to the dismount area, just like Busselton 100 athletes. With no run component for Aquabike, simply rack your bike, proceed through transition onto the run course, and head straight to the finish line. Your official time ends at the Brown St timing point, but you need to proceed to the 'proper' finish line to get your Finisher Medal, Towel and recovery items. Make sure your race bib is displayed on the front so your race photo is easily findable.

POST RACE INFORMATION

RECOVERY AREA

As you cross the finish line, the athlete recovery area is a walk-through zone immediately after the finish line. Participants are required to take off their timing chip and return it. Each finisher will receive 1 x finisher medal and 1 x finisher towel. Please **do not take more than 1**. Team members can come and grab their own later. After grabbing your medal/towel, head over to the post event nutrition and continue to exit the athlete recovery area. Medical treatment will be available if required. If you do not require any medical treatment, you will be able to proceed to the other finish compound facilities where recovery products will be served.

WHAT HAPPENS IF YOU WITHDRAW MID-RACE / DNF

If you have the misfortune of having to withdraw at any stage of the race, you (or someone representing you, such as a relative or friend) must report to the drop out clerk that is located at the Bag Compound Area in the main tent and hand in the timing band. This ensures that the event officials are not searching for you.

BIKE COLLECTION

Athletes will be advised when bikes can be removed from Transition. This will occur at approximately 1:30pm, once the last individual athlete is off the bike course. No exceptions, no early collection. This time is subject to change. You must be wearing your competitor band and your race bib number to remove any bike or equipment from Transition. Any person who removes their bike over the transition fence will face disqualification.

FINAL TIMING / RESULTS

Results will be available on the BlueChip Timing website www.bluechipresults.com.au on race day, and on the event website here: www.busseltonfestivaloftriathlon.com.au/results.

PHOTOS

Official Photographer Boss Fotos will be at the finish line on race day. Try to remember in the finish chute the photographer will be there to capture your finish, so put on your best SMILE! Make sure your race number is properly displayed on your front. Photos will be available from www.bossfotos.com/customer/events the week after the race. All Sunday race entries included a Boss Foto pack during registration, so you will be emailed by our team post-race with a link to download your images.

COMPLIMENTARY MASSAGE SERVICE

Flex Physio, our Official 2026 Massage Partner, will be providing short complimentary post-race massage services in the Recovery Zone on Sunday from 11:00am to 4:00pm. This is a walk-in service offered on a first-come, first-served basis. There will be four massage providers available at any one time, so if there are people ahead of you, a short wait may apply. For more info: www.flexphysiobusselton.com.au

LOST PROPERTY

You should identify all your personal gear and property. Mark it with your name and address if possible. If it is misplaced, it will most likely be handed in to event staff. Please note that the race organiser does not take responsibility for lost property.

ON RACE WEEKEND

Any lost property handed in on race day will be available for collection from the Info Tent if handed in.

AFTER RACE WEEKEND

Sometimes, items that are lost on the course (especially out in the forest) are only found when our staff pack up the event. In this case, lost property will be taken to the Triathlon WA office in Floreat, WA. To see if your lost property has been located, please send an email to events@wa.triathlon.org.au with a description of what you have lost (item type, brand, colour, size, any distinguishing marks).

As a general rule, water bottles, wet towels and other unsanitary items are automatically disposed of during event pack up. **After 1 June 2026, any other unclaimed lost property will be disposed of.**

CAR PARKING

Parking will be available at Churchill Park, with entry off Adelaide Street only for ALL DAYS:

- Saturday 2 May 2026: 5am – 9pm, and
- Sunday 3 May 2026: 5am – 5pm

Please use **Churchill Park** for event parking and avoid parking on verges along Marine Terrace or Adelaide Street. Parking inspectors will be active in the area and vehicles parked incorrectly may receive a fine. There are also several council-managed car parks available throughout the Foreshore precinct. Please allow extra time and be mindful of road closures on event day.

OPTIONAL GOLD COIN DONATION FOR PARKING:

The Vasse Lions Club are generously volunteering their time to help manage event parking at Churchill Park and support athletes, spectators and event attendees. A gold coin donation is encouraged to help this not-for-profit community group raise funds for important local programs and services.

Parking will still be available at Churchill Park if you choose not to donate, however donations are greatly appreciated where possible.

MORE PARKING OPTIONS:

Additional free parking options can be found on the City of Busselton website here:

www.busselton.wa.gov.au/resident/transport-and-parking/parking-around-town

EVENT PARKING



ROAD CLOSURES

To view detailed road closure information and an interactive map, please visit <https://www.busseltonfestivaloftriathlon.com.au/roadclosures/>.

WED 29 APRIL TO TUES 5 MAY 2026

Road Closure (both directions)	Road Closure Time	Road Reopen Time	Closure From	Closure To
Geographe Bay Rd	08:00	17:00	Foreshore Pde	Carey St

SATURDAY 2 MAY 2026

Busselton 25 (Sprint) and Busselton 5 (Kids) Events

Foreshore Pde	06:00	12:00	Goose Carpark	Brown St
Marine Tce	06:00	12:00	Stanley St	Carey St
Geographe Bay Rd	06:00	11:00	Ford St	Guerin St
Geographe Bay Rd	06:00	12:00	Brown St	Ford St
Guerin St	06:00	11:00	Marine Tce	Geo Bay Rd
Brown St	06:00	12:00	Marine Tce	Foreshore Pde
Carey St	06:00	12:00	Marine Tce	Geo Bay Rd
Georgette St	06:00	12:00	Marine Tce	Geo Bay Rd
Ford St	06:00	12:00	Marine Tce	Geo Bay Rd

Resident access notes:

- At all times, emergency or urgent access to be coordinated via event control (please call us on 08 6285 8550)
- If residents of Marine Terrace/Geographe Bay Road need to utilise vehicles/driveways during this period, they need to move their vehicles to closest side street before 7am
 - I.e. to Ford St, Atkinson St, Wakefield St, Werring St, Mann St, Russell St, Morgan St etc.
- Residents located on impacted roads will be permitted to move their vehicles until 7am. Following this time, no vehicle movements are possible until the roads reopen (11:00 or 12:00 depending on the section)
- If you have any questions or concerns, please contact events@eventmatrix.com.au or call 08 6285 8550. We have a team dedicated to this hotline to assist residents pre-event as well as on event days
- Detours and traffic management will be in place to guide motorists around the area during the events. Triathlon WA respectfully requests cooperation in the management of patrons to and from their property on the day and apologises for any inconvenience caused.
- Please note, emergency vehicles will be able to access your premises if required
- There will be parking restrictions in place along the road closure routes.
- Noise notification: The Busselton Festival of Triathlon will have a public address system operating at the event site from Friday 1 May to Sunday 3 May inclusive. All noise will be kept to the permitted levels

EVENT ROAD CLOSURE INFORMATION

WED 29 APRIL - SUN 3 MAY 2026



SCAN HERE FOR ROAD CLOSURE WEBSITE

For more information please visit [busseltonfestivaloftriathlon.com.au](https://www.busseltonfestivaloftriathlon.com.au) or contact events@eventmatrix.com.au or call 08 6285 8550

SUNDAY 3 MAY 2026

Busselton 50, Busselton 100, Duathlon and Aquabike Events

Road Closure (both directions*)	Road Closure Time	Road Reopen Time	Closure From	Closure To
Geographe Bay Road* Eastbound closure only	05:30	16:30	Brown St	Guerin St
Foreshore Pde	05:30	14:30	Goose Carpark	Brown St
Marine Tce	05:30	14:30	Stanley St	Georgette St
Carey St	05:30	11:00	Peel Tce	Marine Tce
Brown St	05:30	14:30	Peel Tce	Marine Tce
Peel Tce	05:30	14:30	Cammilleri St	Ford St
Layman Rd	05:30	14:30	Ford Rd	Tuart Dr
Tuart Dr	05:30	14:30	Rushleigh Rd	Bussell Hwy
Forrest Beach Rd	05:30	14:30	Layman Rd	Ludlow Rd N
Ludlow Rd North	05:30	14:30	Tuart Dr	Peppermint Gr Rd
Stirling Rd	05:30	14:30	Ludlow Rd N	Mallokup Rd

Crossing points – The following vehicle crossing points will be operational:

- From 05:30 – 14:30: Please plan ahead as delays expected. Kent St at Brown St, Adelaide St & Carey St
- From 05:30 – 11:00 (from 11:00 Carey St will reopen for the public): Kent St & Carey St, Adelaide St & Brown St

Resident access notes:

- At all times, emergency or urgent access is to be coordinated via event control (please call us on 08 6285 8550)
- Residents located on impacted roads will be able to exit/enter their properties by vehicle until 7am on Sunday 3 May. After this time no vehicle access will be permitted due to the number of cyclists on the event course. Refer to re-open times as specified.

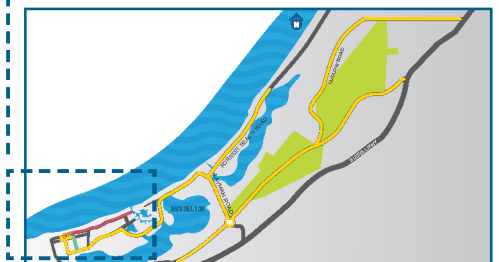
- *Residents on Geographe Bay Rd can access their properties by traveling westbound only. They must only turn left into Geographe Bay Rd and must exit their property and turn left and will then be directed to turn left at the next available street.
- Residents on Marine Tce, Brown St and Carey St who require vehicle access during the road closures must move their vehicles to utilise the free event parking at Churchill Park or to adjoining streets which are not impacted by the road closures.
- Residents of Port Geographe, Wonnerup, Ludlow, Forrest Beach and Capel will receive an additional notice direct to their letterbox with detailed instructions on your specific access plan.

EVENT PARKING ENTRANCE OFF ADELAIDE ST



LEGEND

- Brown St, Peel Tce, Layman Rd, Tuart Dr, Ludlow Rd, Forrest Beach Rd Closed: 05:30 - 14:30 Sun 3 May
- Carey St Closed: 05:30 - 11:00 Sun 3 May
- Traffic Crossing Point: Operational: 05:30 - 14:30 Sun 3 May
- Geographe Bay Rd Closed: 08:00 Wed 29 April to 17:00 Tues 5 May
- Geographe Bay Rd Closed: 05:30 - 16:30 Sun 3 May



Busselton Festival of Triathlon (BFOT) is owned and operated by Triathlon WA who are the not-for-profit, state sporting body for triathlon in Western Australia. In 2026, the event is happy to be celebrating its 25th year in Busselton.

EVENT APP, TRACKING & LIVESTREAM

DOWNLOAD THE FREE EVENT APP NOW:

- [Android - via Google Play store](#)
- [IOS - via Apple App store](#)

NOTE: The athlete list will be loaded into the app for tracking shortly before event day, only once registrations and changes/transfers/withdrawals have been finalised.

LIVESTREAM: Livestreaming of the Busselton 100 and Aquabike events will be FREE to access and watch via our official event website, or on the Triathlon WA YouTube channel only. Note that swim start and the swim leg may not be streamed.

- **Busselton Festival of Triathlon Event Website:**
<https://www.busseltonfestivaloftriathlon.com.au/livestream> (will be available closer to race day)
- **Triathlon WA YouTube Channel:**
www.youtube.com/@TriathlonWAInc

SPAM WARNING: During Sport events like ours, spammers and bots post scam links in the comments of our social media posts and duplicate our posts/page/events to try and trick you. Their aim is to get your personal information or credit card details. This is called phishing.

We will **NEVER** ask for your credit card details or info to watch the livestream or access the live tracker link. They are both free and public. Please do not click on any links not shared directly by us. Be scrutinous, pay attention to who has posted the link, don't give scammers your payment info, and stay safe online.

SPECTATOR INFORMATION

BEST SPECTATOR VANTAGE POINTS

- Busselton Jetty where athletes will swim alongside it.
- The foreshore area near the Aussie Exit, as you will see your swimmer run around the turn point at the 1km swim mark
- At the transition exit and entry area Barnard Park/Brown Street.
- Tuart Forest round about, access is from Bussell Highway.
- Along Geographe Bay Road
- Along the finish chute

CROSSING POINT ETIQUETTE:

Do not try to cross the course at random spots, block the swim exit, or cut in front of runners/cyclists – even if you think it's safe to do so. Please do not trample the dunes, vegetation, or hop fences and barricades. Instead use the crossing points provided please. They are there for a reason. Please be patient with and kind to our volunteers managing the crossing points. It is a hard job, and a long day. They are simply keeping our spectators and athletes safe and doing their best to help you get where you need to go. Please thank them as you cross.

DO NOT UNDER ANY CIRCUMSTANCES:

- Bike, drive, or run beside an athlete on any part of the course. This is outside assistance and can lead to disqualification of that athlete.
- Run down the finish chute with your athlete, this includes (non-competing) kids running with their parent. The athlete will be disqualified if any spectator, friends, or family enter the chute with them.
- Allow your children or pets to play on the course or interfere with athletes, bikes, or any event infrastructure.

KIDS AND BABIES:

Children and babies must be supervised by a parent or guardian at all times while attending the event. Please do not allow children or babies to wander onto the course at any time, except when using designated crossing points with a parent or guardian. Kids who are not racing, as well as babies, must not be in the athlete recovery area, the finish chute, or transition at any time. Please make sure children have adequate sun protection by following slip, slop, slap, seek and slide, and bring a filled water bottle, as it can be a long day for little ones.

If your child becomes separated from you during the event, please immediately head to the Info Tent near the entrance to transition so we can help locate them as soon as possible. The emergency phone number for the event team is 08 6285 8550 (Event Matrix Event Operations Centre on site).

PLEASE LEAVE PETS AT HOME:

Please leave all animals, including dogs, at home if you can. This is a very busy event with thousands of people attending, including lots of young children, and it is not a safe or suitable environment for pets. Animals are not permitted on the course, or in the athlete recovery or transition areas at any time. If a dog must be brought to the venue, it must be on a fixed length leash with a harness and supervised at all times. Reactive, nervous or aggressive dogs and any other animals are not permitted. Owners are responsible for bringing their own waste bags and must immediately clean up and properly dispose of any mess.

FREQUENTLY ASKED QUESTIONS

Do I have to bring my own bike and helmet?

Yes, participants must bring their own bike and helmet to the event. Bikes/helmets are NOT provided or available for hire on race day.

Where do I collect my pre-ordered event merch?

All KC Australia merchandise ordered via Race Roster should have been posted to your nominated shipping address prior to race day. If you have any queries around this, you can [contact KC Australia directly](#) or head to their Merch tent in the expo area on race weekend and ask in person. Limited merch will also be for sale on race day, and available online on the [KC Aust website](#) after the event.

What is an Orientation / Briefing & Transition Tour?

These are free info sessions for athletes who are new to triathlon or who have any questions to ask about the event. We run through the race day, what to bring, what to do, how transition works and more key info that's helpful for all athletes. You should go to the Orientation/Briefing for your distance if you can, as it will make your race day experience smoother. Transition Tours are optional.

Can my kids or friends run down the finish line with me?

No, and if they do, you may get disqualified. The AusTriathlon race rules do not allow non-participating adults or kids (including babies) to run down the finish chute with an athlete. The exception is if you are all registered participants of the same team, competing together.

What happens if my swim cap or timing chip falls off during the race?

The main purpose of the swim cap is so that our water safety team can see you better in the water. That's why we choose bright colours and require all swimmers to wear one. Try your best to keep it on, but if it falls off mid-race just keep swimming!

If your timing chip gets lost or comes off, we'll need to get you a replacement ASAP otherwise your time will be listed as a DNF (did not finish) because you won't be tracked around the rest of the course. We may also be searching for you on course. Replacement chips will be available from the staff and technical officials in transition.

After each leg of the race (swim, bike, and run) do I just continue to the next one?

Yes. Transition is your designated area to store gear between race legs. Before the race, rack your bike and set up your equipment. Bring your goggles, wetsuit, and swim cap to the swim start. After the swim, head to transition, grab your cycling gear, and start the bike leg. After the bike, return to transition, rack your bike, switch to your running gear, and begin the run. After the last lap of the run, go straight to the finish line!

Do I have to wear a wetsuit?

You must bring one with you for the race. If the call is made that the swim will be wetsuit compulsory (determined on race morning by measuring water and air temp) then **yes**, you must wear one for the entire duration of the swim. If the swim is wetsuit compulsory (very likely) and you do not have a wetsuit, you will not be allowed to race.

Do I have to rack my bike the night before?

Yes, no exceptions. Bike racking for Busselton 100, Busselton 50, Duathlon 100 and Aquabike athletes is only available on Saturday evening between 1:30pm – 5:00pm. If you are not able to rack your bike, then you may not be permitted to race. There is no bike racking on race morning. Please make sure you plan your travel accordingly. Collect your race pack and sticker your bike before heading to rack.

I lost an item, or my item was damaged during the race.

We do not accept any responsibility for damaged or lost items, however any lost property that is handed in to our staff will be kept safe. To check lost property, please talk to event staff on the day or contact the office after the event via email events@wa.com.au. Lost property will be kept for up to 2 months after the event, after which time any unclaimed items will be disposed of.

What happens if an item is missing or incorrect in my race pack?

Please return to registration/pack-pickup or go to the recovery area or TWA Info Tent on race day. If you have damaged your swim cap there will be spares at the swim start. If you have lost your timing chip, please contact our staff immediately. A chip replacement fee may apply.

Is there a bike mechanic on course?

We do plan to have 2 bike mechanics available out on the cycle course.

Can I use headphones, phones, or listen to music during the race?

No. This is a safety issue and is against AusTriathlon race rules. No headphones (including bone conduction), smart devices, mobile phones etc are allowed to be used during competition.

An exception can be made re: smart devices ONLY if you need to utilise heart or blood sugar monitoring for legitimate medical reasons.

I can no longer attend the event. What are my withdrawal or refund options?

Please visit the refund and withdrawal page here: <https://www.busseltonfestivaloftriathlon.com.au/withdrawals-and-refunds/>. Note that deferrals are not permitted.

Is the Busselton 100 an Ironman event?

No, it is not. The Busselton 100 and Busselton Festival of Triathlon is owned and run by Triathlon WA and is not in any way affiliated with IRONMAN. The Busselton Festival of Triathlon has always been owned by Triathlon WA and at one stage was run under a license agreement with IRONMAN which was mutually terminated. It is not part of the IRONMAN series of events and is not a qualifying race to get slots to the Ironman 70.3 World Championships.

Can I wear a watch during the race, i.e. a Garmin?


Yes, but we do not accept any responsibility or liability for losses or damage incurred to your personal property during the race. We suggest any jewellery, sentimental items (i.e. wedding rings) or expensive technology (phones) be left at home or with a trusted spectator.

THANK YOU TO OUR PARTNERS AND SUPPORTERS

Thank you to our 2026 Busselton Festival of Triathlon Event Partners!

GOLD PARTNERS

WESTERN
AUSTRALIA



MARGARET
RIVER
REGION
ON WADANDI BOODJA

SILVER PARTNERS

PURE
SPORTS NUTRITION



BRONZE PARTNERS



Swing & Roundabouts

ROCKY
RIDGE



MARGARET
RIVER
SPIRITZ



EVENT PARTNERS



transplant
australia
westernaustralia



bossfotos

M!TIME GROUP
is mine to capture



THE MOVEMENT
FITNESS

WA
TRIATHLON