




BUSSELTON
FORESHORE TRIATHLON

ATHLETE INFORMATION GUIDE 2025



[BUSSELTONFESTIVALOFTRIATHLON.COM.AU](https://bussetonfestivaloftriathlon.com.au)



TABLE OF CONTENTS

WELCOME TO WESTERN AUSTRALIA	4
WELCOME TO BUSSELTON	6
WELCOME TO THE BUSSELTON FESTIVAL OF TRIATHLON	8
EVENT SCHEDULE	9
ATHLETE CHECK-IN AND PACK PICKUP PROCESS:	11
ITEMS IN YOUR RACE PACK & HOW TO USE THEM:.....	11
BIKE RACKING PROCESS:	12
WHAT TO BRING	13
BEGINNERS GUIDE TO TRANSITION	14
HOW TO RACK A BIKE	15
WHAT TO WEAR – FOR BEGINNERS	15
AID STATION AND RECOVERY PROVISIONS	16
BUSSELTON FORESHORE WAVE STARTS	17
COURSE MAPS	18
SWIM COURSE INFORMATION.....	19
TRANSITION PROCEDURE SWIM-BIKE (T1)	19
BIKE COURSE INFORMATION	20
TRANSITION PROCEDURE BIKE-RUN (T2).....	21
RUN COURSE INFORMATION	21
INSTRUCTIONS FOR TEAMS	22
AUS TRIATHLON RACE COMPETITION RULES	22
POST RACE INFORMATION	24
LOST PROPERTY	24
CAR PARKING	25
ROAD CLOSURES	27
EVENT APP, TRACKING & LIVESTREAM	29
SPECTATOR INFORMATION	29
FREE GYM ACCESS IN BUSSELTON	31
FREQUENTLY ASKED QUESTIONS	31
POST-RACE AWARDS FUNCTION	32
THANK YOU TO OUR PARTNERS AND SUPPORTERS.....	33

EVENT MANAGEMENT CONTINGENCY INFORMATION

Triathlon WA will ensure the provision of maximum duty of care to all participants, volunteers, and spectators for the 2025 Busselton Festival of Triathlon. A comprehensive Risk Management Plan will be in place for the full duration of the event and safety is our highest priority. Should there be unexpected circumstances, weather conditions or course situations that may pose a risk of harm or injury to participants, volunteers, staff, or spectators, the Race Contingency Committee will meet to determine the plan of action. If changes to the event are required, all competitors and volunteers will be notified with as much advance notice as possible.

EVENT CONTACT

ATHLETE SERVICES – ALL PARTICIPANT ENQUIRIES

Phone: 08 6285 8552 – EventMatrix

Email: triathlon@eventmatrix.com.au

Race Weekend Emergencies or Road Closure Info: 08 6285 8550 (EventMatrix)

Information about withdrawals and team changes can be found on the event website at www.busseltonfestivaloftriathlon.com.au/withdrawals-and-refunds. Please make sure you have read and understood the options available to you before contacting Athlete Services during race week.

Triathlon WA and EventMatrix will be on-site in Busselton setting up the event from Wednesday, 30 April 2025 until Friday, 2 May 2025. Our team will be contactable by phone during this time.

From Friday, 3 May, please visit the Athlete Services Counter at The Pavilion, Barnard Park, Busselton to speak with Triathlon WA and Event Staff in person.

TRIATHLON WA – STATE SERIES, MEMBERSHIP AND MEDIA ENQUIRIES

203 Underwood Ave, Floreat, WA 6010 **Phone:** (08) 9443 9778

Email: admin@wa.triathlon.org.au **Website:** busseltonfestivaloftriathlon.com.au

ESSENTIAL LOCAL CONTACTS

BUSSELTON POLICE STATION

20 Stanley St Busselton WA 6280
(08) 9754 9555

BUSSELTON MEDICAL PRACTICE (GP)

20 Albert St Busselton WA
(08) 9752 1133

DUCHESS MEDICAL PRACTICE (GP)

69 Duchess St Busselton WA
(08) 9752 4122

BUSSELTON HEALTH CAMPUS (HOSPITAL)

Mill Road West Busselton WA 6280
(08) 9753 6000

BUSSELTON VISITORS CENTRE

Busselton Foreshore, 17 Foreshore Parade
Busselton WA 6280
(08) 9780 5911

TAXI SERVICES

Busselton Taxis - 131 008
South West Taxis - 1300 68 16 16

WELCOME TO WESTERN AUSTRALIA

HON REECE WHITBY, MINISTER FOR TOURISM, AND
HON STEPHEN DAWSON MLC, MINISTER FOR REGIONAL DEVELOPMENT

The State Government is a proud sponsor of the Busselton Festival of Triathlon through the Regional Events Program (the Program), delivered by Tourism Western Australia (Tourism WA).

The Program supports medium to large events in regional Western Australia to boost tourism and local jobs, increase community vibrancy and participation, particularly outside of the typical tourism season, and further develop regional areas.

It also plays an important role in positioning Western Australia as an exciting destination to visit and a great place to live by showcasing and promoting a region's unique points of difference and diverse attractions, particularly through media coverage of events.

Regional events provide an opportunity for local, interstate, and international visitors to go beyond city limits and experience the unique features of each of our State's wonderful regions.

Tourism is a key part of the State Government's plan to diversify the economy, create jobs and develop business opportunities, through helping regional economies and communities to grow and thrive.

Events are a vital part of this plan, with the State Government sponsoring a range of sporting, cultural, arts and culinary events across the State, through Tourism WA, to attract visitors and encourage them to stay longer, disperse further and do more while they are here.

We hope everyone enjoys this event and takes the time to explore the dreamlike South West region.



HON REECE WHITBY MLA
MINISTER FOR TOURISM



HON STEPHEN DAWSON MLC
**MINISTER FOR REGIONAL
DEVELOPMENT**



A deep blue background featuring several whales swimming underwater. One whale is prominently visible in the center, breaching the surface with a splash of white water. Other whales are seen in the background, some partially obscured by the large text.

WHERE DREAM EVENTS HAPPEN

Step into a dreamscape of wondrous events and embark on unforgettable adventures in Australia's South West. The most premium wine region in Australia, pristine beaches, ancient caves and tall-timber forests await.

- Catch world class waves with over 135 km of coastline and 75 breaks to choose from – there's a wave here for everyone.
- Hit the road less travelled and head out on one of the region's many mountain biking and cycling trails in Nannup and Pemberton, including the world-famous Munda Biddi.
- Walk a section of the 135km-long Cape to Cape Track (or all of it, if you're game!), and spot sea creatures, beautiful wildflowers and magnificent coast along the way.
- Picnic or camp among the karri trees in Boranup Forest.
- Immerse yourself in Wardandi Noongar culture on an Aboriginal tour and taste the flavours and learn the stories of this region.
- Wander further and experience where the Southern and Indian Ocean meet at Cape Leeuwin Lighthouse, Australia's tallest mainland lighthouse.
- Go on an underground tour to explore the magical awe of the region's four ancient limestone caves – Jewel, Lake, Mammoth and Ngilgi.
- Recharge your spirit and try coasteering, stand up paddle boarding or horse riding.

Follow us at @WesternAustralia | #WAtheDreamState



**WESTERN
AUSTRALIA**
WALKING ON A DREAM

WESTERNAUSTRALIA.COM

WELCOME TO BUSSELTON

City of Busselton Mayor's Message

On behalf of the City of Busselton, I am delighted to welcome both competitors and spectators to our region. We are once again proud to support and host the 2025 Busselton Festival of Triathlon, one of the City's premier sporting events.

It has been a privilege to witness the growth of this popular event, which takes place amidst some of Busselton's most iconic landmarks, including the historic Busselton Jetty and the serene Ludlow Tuart Forest.

Busselton offers much more than just a stunning triathlon course. With its breathtaking scenery, pristine beaches, lush forests, and renowned wineries and breweries, the region is truly a hidden gem waiting to be explored.

We encourage you to take full advantage of direct flights to Busselton Margaret River Airport from Melbourne Tullamarine and Sydney Airports. With Jetstar's convenient and increasingly popular services, interstate and international travel has never been easier.

I'd like to congratulate event organisers for their continued success in delivering this outstanding WA-based event, and I extend my heartfelt thanks to the sporting community for their unwavering support of this wonderful triathlon.

To the triathletes, I wish you the best of luck and hope you enjoy the course. To spectators, thank you for your energy and enthusiasm—it's your spirit that makes this event so special. This year promises to be another unforgettable occasion, and I hope you have a memorable visit.



Mayor Phill Cronin
City of Busselton





City of Busselton

Events Capital WA

Welcome to the City of Busselton, where environment, lifestyle and opportunity thrive.

Proud to again sponsor the Busselton Festival of Triathlon, the City is committed to supporting healthy lifestyles with what is one of Busselton's major triathlon events.

As the Events Capital of WA, we play host to a diverse calendar of events all year round - food, film and wine festivals, adventure races, arts and crafts and everything in between.

Whether you're competing or cheering from the sidelines, we are excited to welcome you to this breathtaking corner of the world, where stunning beaches, pristine forests and awe-inspiring natural landscapes set the perfect stage for an unforgettable triathlon experience.

All the very best for a memorable event.



www.busselton.wa.gov.au




City of Busselton
 Events Capital WA


WELCOME TO THE BUSSELTON FESTIVAL OF TRIATHLON

Triathlon WA President's Message

It is my great pleasure to welcome you to the 2025 Busselton Festival of Triathlon.

Now in its 24th year, the festival continues to grow in both scale and spirit — and this year, we are proud to celebrate a sell-out across multiple races. It is a clear sign of the passion, energy, and strength of the triathlon community in Western Australia and beyond.

At the heart of this event is the WA State Long Course Championships, now in its 42nd year. From humble beginnings in Midland in 1983 to its current home in Busselton since 2002, this race has stood the test of time. It has weathered storms, evolved across locations, and grown from a field of 49 participants to thousands of competitors from around the country and the globe - all united by the spirit of endurance and community. It is a legacy Triathlon WA is proud to carry forward.



Whether you are lining up for the iconic Busselton 100, racing in a team, tackling the Aquabike, taking on the Busselton Foreshore Triathlon, or supporting a child in the Kids Triathlon, this Festival has something for everyone. From first timers to seasoned athletes, it is more than a race - it's a celebration of the sport we all love.

Importantly, the Busselton Festival of Triathlon is 100% owned and operated by Triathlon WA, your not-for-profit State Sporting Association. That means every entry, every volunteer hour, and every bit of support goes back into growing and strengthening triathlon across Western Australia - from grassroots programs and club events to pathways to inspire the next generation of High-Performance athletes.

Events like this don't come together without immense effort. To our athletes - thank you for choosing to race with us. To our incredible volunteers and technical officials, the dedicated team at Triathlon WA and our event delivery partner EventMatrix, the City of Busselton, and all our supporters — your time, energy, and belief in this event make it what it is. And to our many sponsors — thank you for your continued partnership and commitment to helping us deliver a safe, inclusive, and high-quality event.

We were proud to be named SportWest's Community Sporting Event of the Year in 2023, and equally proud to be a finalist for the award again in 2024. These recognitions reflect the passion, care, and collaboration that underpin every part of the festival.

On behalf of the Board of Triathlon WA, I wish you all the best for your race and encourage you to soak up everything this incredible weekend has to offer. See you on the course!

A handwritten signature in dark ink, appearing to read 'Brenden Koh'.

Brenden Koh
President, Triathlon WA

WA
TRIATHLON

EVENT SCHEDULE

Key information for Foreshore Triathlon athletes is highlighted in yellow. Times are subject to change. Please check the website on race day for updated information.

FRIDAY 2 MAY 2025		
TIME	EVENT	LOCATION
3pm – 7pm	Pack Pickup Open (All Events)	Barnard Park Pavilion
3pm – 7pm	KC Australia Merchandise Store Open	Expo Area
SATURDAY 3 MAY 2025		
TIME	EVENT	LOCATION
6am – 7am	Pack Pickup Open for KIDS Triathlon	Kids Registration Container near Transition.
6am – 9am	Pack Pickup Open for Foreshore SPRINT & ENTICER	Barnard Park Pavilion
6am – 7.15am	Transition Open for KIDS Bike Racking	Transition
6.30am – 8.15am	Transition Open for ENTICER Bike Racking	
6.30am – 9.30am	Transition Open for SPRINT Bike Racking	
7am – 4pm	Expo, Merchandise, Food Trucks, and off-course entertainment	Expo Area
7.30am – 8.45 am approx.	Busselton KIDS Triathlon	Beach start area & Finish Zone
8.30am – 9.50 am approx.	Busselton Foreshore Triathlon ENTICER	Beach start area & Finish Zone
9.45am – 12.15pm approx.	Busselton Foreshore Triathlon SPRINT	Beach start area & Finish Zone
10am approx.	Busselton Foreshore Enticer Presentations	Stage area
12pm approx.	Busselton Foreshore Sprint Presentations	Stage area
12:30pm	All bikes must have been collected (Foreshore & Kids Triathlon)	Transition
1pm – 4:45pm	Pack Pickup Open Busselton 100 and Aquabike athletes	Barnard Park Pavilion
1:30pm – 5:00pm	Transition Open for Bike Racking Busselton 100 and Aquabike. NOTE: Absolutely no bike racking is available on race morning.	Transition
1.30pm – 3.12pm	Free Movie Screening for Kids – The Wild Robot	Big Screen, Event Village
3.30pm – 5.00pm	Free Movie Screening for Kids – Red Dog: True Blue	Big Screen, Event Village
2:30pm – 3.00pm	Transition Tour #1 – Tips and Tricks for race day (optional)	Transition
3.30pm – 4.00pm	Teams & Aquabike Orientation / Pre-race Briefing	Transition
4.00pm – 4.30pm	Transition Tour #2 – Tips and Tricks for race day (optional)	Transition
SUNDAY 4 MAY 2025		
TIME	EVENT	LOCATION
5:30am – 7am	Transition open for all Individual, Aquabike and Team Athletes	Transition
7:30am – 3.30pm	Busselton 100 and Busselton Aquabike	Beach start area & Finish Zone
7:30am – 4pm	Expo, Merchandise, Food Trucks, and off-course entertainment	Expo Area
1:30pm – 4pm	Transition Open for Bike Collection – will be announced by MC	Transition
5.30pm – 7pm	Busselton 100 & Aquabike Awards Ceremony Special Awards, Open Awards, and WA State Series Medals also presented. All competitors welcome.	Hallys Bar and Grill

EVENT VILLAGE

THIS MAP IS NOT TO SCALE



**BUSSELTON
FESTIVAL OF
TRIATHLON**

BUSSELTON FESTIVAL OF TRIATHLON

SEARCH IN THE APP STORE



Busselton Triathlon

OR SCAN THE QR CODE BELOW



IOS



ANDROID



ATHLETE CHECK-IN AND PACK PICKUP PROCESS:

Volunteers will look you up by either name or your race number. Please bring photo ID if you have it.

DATE	TIME	LOCATION
Friday, 2nd May 2025	3pm – 7pm	Barnard Park Pavilion
Saturday, 3rd May 2025	6am – 9am	

Please Note: You cannot register outside of these advertised times, and you must do this in person. Adults aged 18+ must collect their own race packs. Parents of participants aged under 18 years may collect race packs for their children. For teams, one team member may collect the race packs for the whole team.

ITEMS IN YOUR RACE PACK & HOW TO USE THEM:

Present photo ID (if you are old enough to have it) and your e-ticket to volunteers to check in. If you are not able to locate your e-ticket – don't panic. We can look you up by name and find your race number for you. Upon presentation at the registration desk, you will be given your race pack which will contain all requirements for the race. It will include the following items:

RACE NUMBER:

It is mandatory for all participants, whether competing as an individual or in a team, to wear the race number on the front during the **Run** leg. It is optional for competitors to wear the race number on the back for the **cycle** leg, as your bike has stickers with your race number on it. Safety pins will be supplied in your race pack and at pack pickup for those participants who do not own a race belt. If you would like to purchase a race belt, they will be available for sale in the Expo area.

BIKE NUMBER STICKER:

This must be placed on the **front frame** or **handlebar** of your bike prior to bike check in, to be visible to all race officials during the event. Do not make any adjustments to your bike sticker. Please ask technical officials for advice at bike check-in if you are not sure where to place it.

HELMET NUMBER STICKER:

Must be placed on the front of your helmet.

ATHLETE WRISTBAND:

Competitors will have to put their own wristband on their wrist during registration. This band will display your race number. It is your responsibility, when bike racking and on race day, to wear the wristband. Entrance to the transition area will be subject to participants having the wrist ID securely fastened to the wrist and will be required for removal of your bike – to verify you have the correct bike - after the event. The penalty for competing under someone else's name will result in a ban for both athletes from this and future events.

SWIM CAP:

You will be provided with a coloured swim cap that corresponds to your wave number. It is compulsory to wear the cap provided at the start and during the entire duration of the swim so



that our water safety team can clearly see you in the water. If you stick your finger through the cap putting it on, lose it before your race or need a replacement cap for any other reason, you can grab one at swim start.

TIMING CHIP:

Your timing chip is an important piece of equipment used to precisely measure your race results and track your progress around the course. Our event operations team and the timing company use the chip to mark your progress across the set timing points and make sure you finish the race.

On race day your timing chip and strap is to be worn on your **left ankle**, with the plastic chip facing out. It must be on your left ankle so that it doesn't come close to the gears or chain on your bike, which are typically accessible on the right-hand side. When adjusting the fit of your timing chip, make sure you leave a fingers space between the band and your skin so that you can move, run, crouch, sit, and extend your legs comfortably. This way the band will not chafe or rub during the race. Do not lose or forget your timing band on race day - you will not be allowed into transition without these. Limited replacement chips and bands will be available; however, any lost or unreturned timing bands will incur a fee of \$100 for the chip and \$5 for the strap.



You may use your own strap if you wish, however if the original strap provided is not returned after the race with your race number identified, you may still be charged the replacement fee. To prevent confusion when returning the chip and strap separately, put the strap in an envelope or sandwich bag labelled with your race number.

Before you leave the Pack Pickup area it is essential that you check your timing chip with BlueChip Timing by placing your chip over the timing pad located on the timing desk and checking your details, which will be displayed on a screen provided. If there is any issue with the chip or your details, there will be timing personnel there to assist you.

If you do not start the race or pull out of the race for any reason you must return the Timing Chip to the Drop Out Clerk located at Bag Compound. Please make sure if you do hand in your chip, a staff member/volunteer records your name and race number.

If somehow you do not return your chip and strap after crossing the finish line, it will need to be posted to BlueChip timing directly with your name and race number. Post to: PO Box 185, West Perth WA 6872, Australia.

BIKE RACKING PROCESS:

PLEASE NOTE: You cannot rack your bike outside of these times.

DATE	TIME
Saturday, 3rd May 2025	ENTICER: 6.30am – 8.15am SPRINT: 6.30am – 9.30am

You are required to check your bike into transition on race morning with time to spare before your swim start. Ensure you have collected your race pack prior to heading to transition. Competitors are responsible for ensuring their bikes and helmets are in safe working order before presenting to transition to avoid rejection.

Please remember that only athletes racking their bike are allowed in transition. No non-competing adults, non-competing children or pets are permitted to enter transition.

There will be separate transition rack spaces allocated for Sprint and Enticer. Triathlon WA takes no responsibility for lost or misplaced accessories. Transition will be secure and monitored from the start of bike check-in. Helmet check will be on race morning. Please wear your helmet with your sticker on your way into Transition.

Please ensure you remove any bags from Transition and place them in the secure compound provided. TWA takes no responsibility for lost or misplaced personal affects, equipment, or accessories.

Technical Officials will also carry out a cursory visual inspection of your bike. No bike will be accepted unless it passes the inspection. This is an extra service for the competitors and is NOT a guarantee of safety. Your bike must pass the inspection.

OFFICIALS WILL BE CHECKING FOR SUCH THINGS AS:

- End plugs on handlebars.
- Tyres in reasonable condition.
- Brakes in working order.
- Compliance with AusTriathlon Race Competition Rules

MEDICAL:

Medical assistance will be available on the Course. Please ask for medical help if you have even the slightest hint you may need it. Please note - if you are transported by ambulance, you could be required to meet costs involved unless you are covered by an appropriate fund. Any aid given by race medical personnel is permissible and will not lead to disqualification. However, if you receive any outside assistance, you will be disqualified.

You will not be penalised for receiving medical evaluation on the Course.

You will be withdrawn from the race only if you require transportation, IV fluids, or if medical personnel consider your continued participation presents a danger to the health or the welfare of you or others. Our medical team will have access to information you provided upon entering regarding any specific medical conditions.

WHAT TO BRING

- ☐ Race pack provided on the day (swim cap, race number, timing chip, stickers etc)
- ☐ Goggles
- ☐ Swimwear or tri suit
- ☐ Cycling / Running clothes for the bike and run (if not wearing a tri suit)
- ☐ Bike in good working order
- ☐ Bike helmet that fits well and clips under your chin – this is required.
- ☐ Running shoes and socks
- ☐ Hat, sunscreen, and sunglasses
- ☐ Flip flops, slides, or other shoes to wear when your running shoes are in transition.
- ☐ Any medicines you need to take (e.g. EpiPen, Asthma Puffer)
- ☐ Personal bike repair kit, spare tubes, bike pump, tools to change a tyre or fix a chain.
- ☐ Towel
- ☐ Filled water bottle or two.
- ☐ Race nutrition items / snacks that you want to use.
- ☐ Optional: Wetsuit – please note the race is likely to be wetsuit optional
- ☐ Optional: Change of clothes for after the race
- ☐ Optional: Race Belt – our expo retailers will be selling these if you'd like to buy one. They are around \$15-20.
- ☐ Optional: Cycling shoes (otherwise your running shoes are fine for the bike)
- ☐ Optional: Small personal medical kit – band-aids, blister patches, aloe vera, chafe cream etc
- ☐ Optional: Money to grab some merch, some food, or a coffee

BEGINNERS GUIDE TO TRANSITION

Transition is the 'storage place' for all the equipment required to complete the event, but it can only have the necessities. Your transition area will need to be set up prior to the race start. Be sure to check the event schedule for timing. When you enter transition, technical officials will be checking your bike and helmet, so ensure you enter transition with your helmet ON and done up for checking.

The space allocated to you in transition is enough for your bike to be racked, and then a small area below (either on the left or right side of your bike – personal preference) for any equipment you may need. Please be courteous of how much space you are taking up. Extra bags are not allowed and should be left in Bag Compound or with a friend

EQUIPMENT REQUIRED TO SET UP IN TRANSITION:

1. **Bike:** Can't complete the cycle leg without the trusty steed!
2. **Helmet:** Set up with clasps undone, sitting facing upwards for ease of application. Remember you CANNOT touch your bike without having your helmet fastened and secured on your head.
3. **Cycling shoes:** These can be any shoes you will be wearing for the bike course, runners or cycling shoes are fine. Have the shoes open, ready for your feet to slide on in.
4. **Running shoes:** If you do have specific cycling shoes, you will need a pair of running shoes to do the run in. However, using your running shoes in the bike leg is perfectly fine – especially for beginners.
5. **Race number:** You will receive a race number in your race pack that you will either need to attach to a singlet/t-shirt with pins or use a race belt. You will need to slip this on in T2 (bike – run) on the front.
6. **Water bottle:** If you have a water bottle holder on your bike, keep your water bottle on the bike so you can drink on course. We also recommend having a water bottle in transition in case you need it.
7. **Hat:** We always want to protect our skin from the Australian sun, having a hat in transition means you can grab that to head out onto the run for added protection.
8. **Sunglasses:** Eye protection is extremely important, having a comfortable, secure fitting pair of sunnies will not go astray. Practice wearing on a run prior to race to make sure they won't slip around and annoy you on the day.
9. **Towel:** Having a towel to wipe your face, hands or feet from water, sweat or dirt is always handy.

You'll need to have your swim cap, goggles, swimwear/tri suit and wetsuit on you for the swim leg. So don't leave that gear in transition.

SUGGESTED ITEMS FOR TRANSITION (BUT NOT ESSENTIAL):

- **Socks:** This is a personal preference, some people prefer to pop some socks on for the ride or run, as socks can assist with reducing the risk of blisters and are that added level of comfort.
- **T-shirt or shorts:** If you do not have a Tri suit and do not want to complete the full race in your swim wear, you can slip on these items of clothing OVER bathers in transition for the ride and run.


BAG DROP / BAG COMPOUND:

No bags are to be left in Transition. A complimentary bag drop will be in the Athlete Recovery Area. Please note, Triathlon WA accepts no responsibility for any loss or damage. We encourage you to leave valuables and sentimental items at home or with a trusted spectator.

HOW TO ORGANISE YOUR EQUIPMENT IN TRANSITION:

Every athlete has their own unique preferences and ways of arranging their equipment, so there is no one right way. As a general guide, you want to place the items in the order that you'll need them. A towel serves as not only a great base and a way to wipe your feet, but it also helps you locate your spot quickly amongst the sea of bikes in transition. Make sure you take your swim stuff with you for the start of the race – don't leave it in transition!

Below are some real-life examples of how the athlete's transition areas looked **after** T1 (swim to bike) in 2024. The helmet, bike, cycling shoes, snacks and sunglasses are gone, and the goggles and cap are now in transition.



There are two ways to set your bike up in transition, down to personal preference and bike set up.

OPTION 1: Hanging your bike up by the seat. This is the less stable choice out of the two options because it only has one point of contact on the rack but is a very common and easy method.

OPTION 2: Hang by the handlebars (brake hoods). This is more secure; however, it is dependent on your bike set up and if you have the style of handlebars required.



If you're a beginner and you have no clue what to wear, the first thing you should do is go and look at the images from last year on our Facebook or Instagram page. That will give you a good visual guide. You can pretty much wear whatever you are comfortable in that is within the rules, as there is not a specific 'uniform' for triathlon. Activewear, tri suit, cycling jerseys and pants, regular bathers under your wetsuit – all fine. That said, your torso must always be covered, or you may get a penalty. Sorry shirtless runners – it's not happening!

WETSUIT: Wetsuits are unlikely to be mandatory for this race, however you should bring one if you want to wear it as it will likely be optional. Wetsuits must cover at least the torso. Sleeved and sleeveless suits are ok. Short arm and short leg suits are ok. If you're unsure, please send us an [email](#).

PRE-RACE: It can be VERY cold at the start of the morning so make sure you bring a jumper and beanie to keep you warm. If you forget yours, you can buy them at the merch store. Apply sunscreen and stow any valuables like car keys in your bag to be placed in Bag Compound. Please leave jewellery or anything sentimental at home. Wedding bands and Oura rings ALWAYS get lost in the ocean – don't risk it! Headphones and music players, mobile phones, and other tech should be left at home, with a trusted spectator or in your bag in Bag Compound. Watches (i.e. Garmin) are allowed. Make sure you have collected your race pack and racked your



bike in transition. You will need a second (or third if you have cycling and running shoes) pair of shoes to wear between when you put your other shoes in transition, and when you start your race. Lots of athletes opt for the socks and slides look.

SWIM: Most athletes will wear either a tri-suit or normal swimwear, potentially a wetsuit, plus goggles and the swim cap and timing chip from your race pack. Gals, if you would normally swim in a bikini, a good crop top would be a much more supportive option as a base for the rest of the race. You don't wear the paper race number in the swim, so leave it in transition. Don't forget a towel in transition to get sand off your feet.

BIKE: If you didn't swim in a tri-suit, you'll need to bring some other clothes for the bike and run to put over your bathers. Note that you are not allowed to get completely unchanged or naked in transition. This is why many athletes love tri-suits – one outfit for the whole race. If you don't have one or don't fancy wearing Lycra, activewear or just leggings/shorts and a t-shirt is fine for bike and run. You will also want to pop on your bike or running shoes – whichever you prefer for the cycle. Whether you want to wear socks or not is up to you, but they do prevent blisters. Be sure to bring some sunglasses to protect you from UV. Make sure you are wearing your helmet BEFORE you touch your bike.

RUN: If you wore bike shoes for the cycle swap across to your runners. You can keep wearing your activewear or tri-suit for this leg – you shouldn't need to change clothes. If you don't have a race belt, we find it's easiest to pin your race number onto a T shirt you can just slip-on during transition. Safety pins are included in your race pack. Make sure the race number is on the FRONT for the run. Pop on a hat and sunglasses too. Please note that music devices, earphones, phones, and other communication devices are not allowed to be used at any time during the race. This is part of the race rules.

WHAT IS A RACE BELT?

A race belt, also known as a bib holder or tri-belt, is a stretchy elastic band that holds a race number in place during a race. Some also hold nutrition products like gels. It's not the same thing as a running belt. Race belts are commonly used in triathlon because it makes it easier to move your paper race number from back (for bike) to front (run).

If you want to buy a race belt, they should be available at most running stores ([2XU](#), [Running Warehouse](#), Keep on Running), online ([Amazon](#) etc), and at the triathlon-specific store [XTR Multisports](#) in Joondalup. Our expo stallholders [XTR Multisports](#), [TransitionWear](#) and [PA sports](#) should be selling them on race day too.

AID STATION AND RECOVERY PROVISIONS

- Run aid stations will have water available
- There will not be a bike aid station due to the short length of the race
- The recovery area will have fresh fruit and water available

WANT TO PUT UP YOUR CLUB OR GROUP'S TENT AT THE EVENT?

Make sure you get your spot in Club Alley by completing the EOI form today. Scan the QR code or head to the event website below.



WWW.BUSSELTONTFESTIVALOFTRIATHLON.COM.AU/CLUB-ALLEY



BUSSELTON FORESHORE WAVE STARTS

Please note times are subject to change on the day.

WAVE	CAP COLOUR	AGE GROUP	START TIME
ENTICER			
1	RED	F12-13 F14-15 F16-19	8.30am
2	YELLOW	F20-29	8.31am
3	ORANGE	F30-39	8.32am
4	RED	F40-49 F50-59 F60-69 F70+	8.33am
5	YELLOW	M12-13 M14-15 M16-19 M20-29 M30-39 M40-49 M50-59 M60-69 M70+	8.36am
SPRINT			
6	RED	M14-15 M16-19	9.45am
7	YELLOW	M20-24 M25-29 M30-34 M35-39	9.47am
8	ORANGE	M40-44 M45-49 M50-54 M55-59 M60-64 M65-69 M70+	9.50am
9	RED	F35-39 F40-44 F45-49 F50-54 F55-59 F65-69	9.53am
10	Orange	F14-15 F16-19	9.56am
11	Yellow	F20-24 F25-29 F30-34	9.59am
12	White	Teams	10:03am



BUSSELTON

FORESHORE TRIATHLON

ENTICER DISTANCE



WESTERN
AUSTRALIA

City of Busseton
Events Capital WA

Department of
Local Government, Sport
and Cultural Industries

healthway

Fuel to Go & Play.

WA
TRIATHLON

200M
SWIM

8KM
BIKE

2KM
RUN



BUSSELTON

FORESHORE TRIATHLON

SPRINT DISTANCE



WESTERN
AUSTRALIA

City of Busseton
Events Capital WA

Department of
Local Government, Sport
and Cultural Industries

healthway

Fuel to Go & Play.

WA
TRIATHLON

750M
SWIM

20.5KM
BIKE

4KM
RUN

SWIM COURSE INFORMATION

ENTICER – 200m: Athletes will complete 1 lap

SPRINT - 750m: Athletes will complete 1 lap

WETSUITS

It is very likely that the Busselton Foreshore Triathlon will have a wetsuit optional ruling, as it has in past years. This would mean that athletes can wear a wetsuit if they want to. We encourage athletes who own a wetsuit and want to wear it to bring it along to the race just in case.

Wetsuits are unlikely to be mandatory, however it is a possibility if the air and water temp is very cold.

The Aus Triathlon appointed Technical Delegate will take the water temperature 1 hour before race start, and the wearing of wetsuits will be conditional upon the water temperature. Athletes will be notified of the wetsuit ruling on race morning. A notice will be posted at registration and called over the MC.

If a wetsuit is to be worn, then:

- The wetsuit must be tight to the body while swimming. If any part of the wetsuit can separate from the body in any phase of the stroke it is considered an artificial propulsion device, and the wetsuit is banned.
- The wetsuit must not be thicker than 5mm and must comply with AusTriathlon Race Competition Rules.
- A full wetsuit covering arms and legs is allowed.
- Swimwear that covers the hands or feet except socks maybe used only if wetsuits are mandatory.
- Wetsuits must only be removed and left at your numbered bike rack in Transition 1.

SWIM COURSE RULES

- Athletes must wear the swim cap provided in their registration pack.
- No fins, aqua socks, gloves, paddles, snorkels or flotation devices of any kind are allowed.
- Swim goggles and facemasks may be worn.
- No individual paddlers or escorts allowed (exception Para athletes).
- Any assistance that results in forward progress being made may result in a disqualification.
- Athletes are permitted to hold on to water safety craft so long as no forward progress is made.
- Water safety and/or medical personnel reserve the right to remove an athlete from the course if deemed medically necessary.
- Athletes found not to have completed the entire swim course will be disqualified.

TRANSITION PROCEDURE SWIM-BIKE (T1)

At the swim finish you will pass over a timing mat then into transition. Move to your bike to remove your swim gear. Only discard your swim gear at your bike and be mindful of your neighbours and stay in your allocated space.

- Ensure your helmet is on and fastened before you move your bike from the bike rack.
- If you lose your timing band during the swim a replacement can be collected at transition exit.
- Wearing your paper Race Number is optional for the bike leg as you have stickers on your bike.
- You must not mount your bicycle until passing the designated mount line.
- You must not touch or otherwise interfere with another competitor's equipment.
- No portable music, headphones, or communication devices are to be taken on the bike course.
- If you do not intend on starting the bike course, please report to the drop out clerk in the Bag Drop area / Finish area.
- If you feel unwell after the swim, please approach transition staff to get medical help.

BIKE COURSE INFORMATION

SPRINT – 20.5km: The ride is a three-lap bike course totalling 20.5km. The bike leg exits the transition area at the southern end, directly onto Marine Terrace before turning left onto Carey Street, followed by a right turn into Geographe Bay Road. Cyclists will then U-turn (Guerin St) to head back down Geographe Bay Road with a left turn at Carey Street and then a right turn into Marine Terrace to the cycle U-turn at Brown Street roundabout to commence lap 2. At the end of lap 3 you will U-turn at the Brown Street roundabout then keep left and dismount before the dismount line.

ENTICER – 8km: The ride is a two-lap bike course totalling 8km. The bike leg exits the transition area at the southern end, directly onto Marine Terrace before turning left onto Carey Street, followed by a right turn into Geographe Bay Road. Cyclists will then U-turn (Herring St) to head back down Geographe Bay Road with a left turn at Carey Street and then a right turn into Marine Terrace to the cycle U-turn at Brown Street roundabout to commence lap 2. At the end of lap 2 you will U-turn at the Brown Street roundabout then keep left and dismount before the dismount line.

BIKE COURSE RULES:

No drafting off another bicycle or any other vehicle is allowed. This event uses the 10m gap drafting ruling. There must be 10m from your front wheel to the back wheel of the cyclist in front. Athletes must ride single file on the far-left side of the bike course at all times unless making a pass or for safety reasons. Only make a pass/overtake on the right. Athletes who fail to keep left may receive a blocking infringement.

An athlete's draft distance may overlap the draft distance of another athlete in the following circumstances:

- In passing the forward athlete and at all times while passing through, for a period of no more than 25-seconds
- For safety reasons or making an acute turn
- For an Aid Station
- For leaving and entering the transition area

Other rules to be aware of:

- Athletes may walk their bike if necessary but may not make progress on the bike course unaccompanied by their bicycle.
- Shoes and a top must be worn at all times while cycling.
- Athletes must have their race number visible on the helmet and affixed to the bike frame. These numbers must be visible at all times on the course.
- An athlete observed deliberately discarding equipment, bidons or rubbish/trash on the course other than when entering or leaving an Aid Station will receive a red card
- Athletes found not to have completed the entire bike course will be disqualified.
- If you receive a red card at any time during the event you will need to report to the Race Referee at the finish line after you have completed the race.

VEHICLE ESCORTS:

Police and event Moto personal maybe be required to escort essential vehicle travel during the cycle leg. Riders must keep left at all times unless overtaking. If passed by a motorcycle be aware that a vehicle maybe following them to a nearby exit point.

BIKE MECHANIC:

There will two mobile mechanics available on the bike course. Participants can find a volunteer or event official for assistance; however, you will still need to bring spare inner tubes, a pump, and tools to fix any punctures or chain issues that you may have.

OUTSIDE ASSISTANCE:

Assistance provided by event officials, including volunteers, is permitted but such assistance is limited to the authorised provision of drinks, nutrition and medical needs. Assistance provided by other competitors is permitted, but is limited to the provision of, drinks, nutrition, pumps, tyres, inner tubes, puncture repair kits and the repair of equipment for safety only.

Competitors may not provide items to any other competitor which will render the donor competitor incapable of completing the race. This would result in both competitors being subject to disqualification. For example, if a competitor gives a fellow competitor their wheel, then they are no longer able to finish the race themselves. That's very kind but not allowed.

Any other assistance from anyone else is deemed to be Outside Assistance, which is not allowed either.

PENALTY BOX:

There will be one penalty box on each lap of the bike course located near the mount/dismount line. You must stop at the next penalty box to serve your time penalty. Failure to stop at the Penalty Box on the lap in which the penalty occurred could result in automatic disqualification.

TRANSITION PROCEDURE BIKE–RUN (T2)

Ensure that you dismount before the dismount line and follow direction from the Officials and Volunteers.

- Return your bike to your allocated bike rack.
- Rack your bike before removing your helmet.
- Only discard your bike gear in your allocated area.
- You must not touch or otherwise interfere with another competitor's equipment in the transition area.
- No portable music players or communication devices to be taken on the run course.
- Your race number must also be worn on the run leg so please put this on the front prior to leaving transition.

RUN COURSE INFORMATION

SPRINT - 4km: A one lap course. Exit from transition is via the northern side before turning left onto Geographe Bay Road footpath. Head along the foreshore path for 2 km before making a U-turn back along Geographe Bay Road footpath. Make a left turn onto Milne Street to head to the finish line.

ENTICER - 2km: A one lap course. Exit from transition is via the northern side before turning left onto Geographe Bay Road footpath. Head along the foreshore path for 1 km before making a U-turn back along Geographe Bay Road footpath. Make a left turn onto Milne Street to head to the finish line.

RUN COURSE RULES

If an athlete receives a penalty during the Run they may be required to serve a Stop-Start Penalty on the course with Technical Officials where the infringement occurred.

- No portable music devices, or electronic items of any kind, including phones and headphones.
- Walking is allowed, but crawling is not allowed, and medical may remove you from the course for your safety.
- Athletes must wear their race number bib on the front of their top or race belt and the number must be visible at all times.
- No individual support vehicles or non-participant runners are allowed. A non-participant escort runner includes supporters, coaches, athletes who have withdrawn or athletes who have finished the race.
- An athlete observed deliberately discarding equipment, cups or rubbish/trash on the course other than when entering or leaving an Aid Station will receive a red card.
- A shirt or racing top and shoes must be worn at all times.

- Please do not accept any outside assistance, other than from event officials, medical, and event volunteers.
- Athletes found not to have completed the entire course will be disqualified.

RUN AID STATIONS

- There will be one Aid Station on the east side of the Volunteer Sea Rescue building (heading west)
- There will be water available at the Aid Station.

DO NOT UNDER ANY CIRCUMSTANCES:

Run down the finish chute with your non-competing spectators. This includes kids and babies running with their parent. You will be disqualified if any spectator, friends, or family enter the chute with you who are not registered athletes / part of your team. We know it's a buzzkill, but it is for safety reasons (your spectators are not insured if they hurt themselves) and to prevent any other athlete's finish moment being impacted.

INSTRUCTIONS FOR TEAMS

These instructions are to ensure that all team changeovers are FAIR AND SAFE. All team Swimmers must be wearing a timing band on their left ankle. The team Cyclist will wait for the swimmer at their bike in transition. The Cyclist may have their helmet on whilst waiting.

The team Swimmer will meet the cyclist at transition. Here they will take off their timing band and hand it to the team cyclist who must put it on their LEFT ankle. Only after the timing band is attached may the team cyclist move to their bike and exit the transition. They must not mount their bike until they reach the MOUNT sign.

Meanwhile the team Runner must estimate the expected time of return of their Cyclist. The team Runner may enter the transition area and wait at the transition rack, taking care not to impede others.

At the end of the cycle course the team Cyclist must dismount their bike at the DISMOUNT sign and run their bike back to the rack and RACK THEIR BIKE. ONLY AFTER THEY HAVE RACKED THEIR BIKE can they pass the timing band to the team Runner.

The team Runner must put the timing band on their left ankle and the race number on the front. THEY MUST NOT LEAVE TRANSITION UNTIL THIS IS DONE.

No mp3, iPods, mobile phones or other communication or music devices are allowed to be on your person at any time during the event.

The team Runner will then complete the run course and pass through the finish chute at the end. Other team members can run down the finish chute with the team runner. Please wait at the Team Meeting Point and then join your runner on their final lap.

Note: Team Swimmers and Cyclists must leave the transition area promptly after swapping over to reduce crowding. It is optional for team Cyclist to wear their team number on course, but it is compulsory to have their team number with them to remove their bike from Transition after the race.

AUS TRIATHLON RACE COMPETITION RULES

Race Competition Rules are essential to maintaining a safe, fair and quality level of competition for participants of the sport.

Find a copy of the rules here: <https://www.triathlon.org.au/rules/>

WA FAMILY
OWNED & OPERATED
= SINCE 1981 =



AUSTRALIA

UNIFORM & BRANDING SOLUTIONS

Business Apparel | Sport & Club Uniforms | Hospitality
Promotional Items | Event Merchandise | Workwear

kcaust.com.au

08 9244 1221 | kcaustralia@kcaust.com.au



@kcaustperth



WA
TRIATHLON



POST RACE INFORMATION

RECOVERY AREA

As you cross the finish line, the athlete recovery area is a walk-through zone immediately after the finish line. Participants are required to take off their timing chip and return it. Each finisher will receive 1 x finisher medal. Please do not take more than 1. Team members can come and grab their own later. After grabbing your medal, head over to the post event nutrition and continue to exit the athlete recovery area. Medical treatment will be available if required.

WHAT HAPPENS IF YOU WITHDRAW MID-RACE / DNF

If you have the misfortune of having to withdraw at any stage of the race, you (or someone representing you, such as a relative or friend) must report to the drop out clerk that is located at the Bag Compound Area in the main tent and hand in the timing band. This ensures that the event officials are not searching for you.

BIKE COLLECTION

Athletes will be advised when bikes can be removed from Transition. This will occur at approximately 12pm, or once the last individual athlete is off the bike course. No exceptions. This time is subject to change. You must be wearing your race bib number to remove any bike or equipment from Transition. Any person who removes their bike over the transition fence will face disqualification.

FINAL TIMING / RESULTS

Results will be available on the BlueChip Timing website www.bluechipresults.com.au on race day, and on the event website here: www.busseltonfestivaloftriathlon.com.au/results.

PHOTOS

Official Photographer Boss Fotos will be at the finish line on race day. Try to remember in the finish chute the photographer will be there to capture your finish, so put on your best SMILE! Make sure your race number is properly displayed on your front. Photos will be available from www.bossfotos.com/customer/events the week after the race. Athletes who have purchased Boss Foto packs during registration will be emailed by the company directly with a link to download your images.

LOST PROPERTY

You should identify all your personal gear and property. Mark it with your name and address if possible. If it is misplaced, it will most likely be handed in to event staff. Please note that the race organiser does not take responsibility for lost property.

ON RACE WEEKEND

Any lost property handed in on race day will be available for collection from the Drop Out Clerk desk located near Bag Drop.

AFTER RACE WEEKEND

Sometimes, items that are lost on the course (especially out in the forest) are only found when our staff pack up the event. In this case, lost property will be taken to the Triathlon WA office in Floreat, WA. To see if your lost property has been located, please send an email to admin@wa.triathlon.org.au with a description of what you have lost (item type, brand, colour, size, any distinguishing marks).

After 1 June 2025, any unclaimed lost property will be donated to charity or disposed of.

CAR PARKING

Parking will be available at Churchill Park, with entry off Adelaide Street only for ALL DAYS:

- Saturday 3 May 2025: 5am – 9pm
- Sunday 4 May 2025: 5am – 5pm

Please utilise Churchill Park for free event parking and do not park on verges around Marine Terrace or on Adelaide Street. Parking inspectors will be out and about, and you will get a ticket.

There are also plenty of council-managed carparks around the Foreshore area. Please be mindful of road closures.

ELECTION VENUE NOTICE: The Federal Election will be held on Saturday 3 May 2025, and the local polling booth close to Churchill Park will open at 9am. Please ensure if you are using the Churchill Park parking area that you arrive BEFORE 9am to avoid peak traffic.

MORE PARKING OPTIONS: Additional free parking options can be found on the City of Busselton website here: www.busselton.wa.gov.au/resident/transport-and-parking/parking-around-town

EVENT PARKING 2025





Parking Limit

- All Day
- 3 Hours
- 2 Hours
- 1 Hour
- 1/2 Hour
- 1/4 Hour

- No Parking
- No Stopping
- Toilet
- Caravan Parking
- Bike Rack



0 100 200 300 400 500 m



Busselton Foreshore and City Centre Parking (City Managed)

5/1/2022

ROAD CLOSURES

To view detailed road closure information and an interactive map, please visit <https://www.busseltonfestivaloftriathlon.com.au/roadclosures/>.

Wednesday 30 April to Tuesday 6 May 2025

Road Closure (both directions)	Road Closure Time	Road Reopen Time	Closure From	Closure To
Geographe Bay Rd	8:00am	5:00pm	Foreshore Pde	Carey St
Milne St	8:00am	5:00pm	Marine Tce	Geographe Bay Rd

Saturday 3 May 2025

Kids Triathlon, Foreshore Triathlon

Road Closure (both directions)	Road Closure Time	Road Reopen Time	Closure From	Closure To
Foreshore Pde	6:30am	12:30pm	Goose Carpark	Brown St
Marine Tce	6:30am	12:30pm	Stanley St	Carey St
Geographe Bay Rd	6:30am	12:30pm	Brown St	Guerin St
Guerin St	6:30am	12:30pm	Marine Tce	Geographe Bay Rd
Brown St	6:30am	12:30pm	Adelaide St	Geographe Bay Rd
Milne St	6:30am	12:30pm	Adelaide St	Marine Tce
Carey St	6:30am	12:30pm	Adelaide St	Geographe Bay Rd

Resident access notes:

Residents on Marine Tce and Geographe Bay Rd who require access during the above road closures are encouraged to move their vehicles to adjoining streets which are not impacted by the road closures or to the free event parking on Churchill Park. Property access will be limited whilst the above road closures are in place.

Detours and traffic management will be in place to guide motorists around the area during the events. Triathlon WA respectfully requests cooperation in the efficient management of patrons to and from their property on the day and apologises for any inconvenience caused.

Please note, if required emergency vehicles will be able to access your premises. There may be parking restrictions in place along the road closure routes.

Noise notification: The Busselton Festival of Triathlon will have a public address system operating at the event site. All noise will be kept to the acceptable levels.

Sunday 4 May 2025 - Busselton 100

Road Closure (both directions)	Road Closure Time	Road Reopen Time	Closure From	Closure To
Geographe Bay Road*	5:30am	4:00pm	Brown St	Guerin St
Foreshore Pde	5:30am	1:30pm	Goose Carpark	Brown St
Marine Tce	5:30am	1:30pm	Stanley St	Georgette St
Carey St	5:30am	1:30pm	Peel Tce	Marine Tce
Brown St	5:30am	1:30pm	Peel Tce	Marine Tce
Peel Tce	5:30am	1:30pm	Cammilleri St	Ford St
Layman Rd	5:30am	1:30pm	Ford Rd	Tuart Dr
Tuart Dr	5:30am	1:30pm	Layman Rd	Bussell Hwy

Crossing points – The following vehicle crossing points will be operational from 5:30am to 1:30pm:

- Adelaide St and Carey St
- Kent St and Carey St
- Adelaide St and Brown St
- Kent St at Brown St

Resident access notes:

- *Residents on Geographe Bay Rd can access their properties by traveling westbound only. They must only turn left into Geographe Bay Rd and must exit their property and turn left and will then be directed to turn left at the next available street.
- Residents on Ford Rd, Atkinson St, Wakeford St, Herring St, Mann St, Russell St and Morgan St will have access during the road closure times. Access will only be via Marine Tce.
- Residents on Marine Tce, Brown St and Carey St who require access during the above road closures are encouraged to move their vehicles to utilise the free event parking on Churchill Park or to adjoining streets which are not impacted by the road closures. Property access will be limited whilst the Busselton 100 bike course is operational.
- Access into Busselton Tennis Club will remain open from Marine Tce in a westbound direction under the control of traffic controllers.
- Residents requiring access into Busselton via Layman Road between Navigation Way and Lockville Road will receive an additional notice direct to their letterbox with detailed instructions on access restrictions and requirements.



LEGEND

- Brown St, Carey St, Peel Tce, Layman Rd, Tuart Dr Closed: 5:30am - 1:30pm Sun 4 May 2025
- Marine Tce, Carey St, Georgette St Closed: 6:30am - 12:30pm Sat 3 May 2025
5:30am - 1:30pm Sun 4 May 2025
- Traffic Crossing Point: Operational 5:30am - 1:30pm Sun 4 May 2025
- Geographe Bay Rd Closed: 8:00am Wed 30 April to 5:00pm Tues 6 May 2025
- Geographe Bay Rd Closed: 6:30am - 12:30pm Sat 3 May 2025
5:30am - 4:00pm Sun 4 May 2025



**SCAN HERE FOR
INTERACTIVE ROAD
CLOSURE MAP**



EVENT PARKING ENTRANCE OFF ADELAIDE ST




- **LIVE TRACKING**
- **INTERACTIVE COURSE MAPS**
- **ESSENTIAL INFO & MORE**

**BUSSELTON
FESTIVAL OF
TRIATHLON**

SEARCH IN THE APP STORE



Busselton Triathlon



EVENT APP, TRACKING & LIVESTREAM

We have a BRAND-NEW event app in 2025! The app was created to enhance the race experience for athletes and spectators with real-time updates and comprehensive event details.

DOWNLOAD THE EVENT APP NOW:

- Free app – no cost to use or install.
- [Android - via Google Play store](#)
- [IOS - via Apple App store](#)

NOTE: The athlete list will be loaded into the app for tracking shortly before event day, only once registrations and changes/transfers/withdrawals have been finalised.



LIVESTREAM: Only the Busselton 100 and Aquabike (Sunday events) will be Livestreamed. The Kids Triathlon and Foreshore Triathlon **will not be livestreamed**.

Livestreaming of the Sunday events will be FREE to access and watch via our official Facebook Page, or on the Triathlon WA YouTube channel.

- **Busselton Festival of Triathlon Facebook Page:**
<https://www.facebook.com/SunSmartBusseltonFestivalOfTriathlon>
- **Triathlon WA YouTube Channel:**
<https://www.youtube.com/channel/UCLalO7n2nZfKmmQ44SYEfUA>

SPAM WARNING: During Sport events like ours, spammers and bots post hundreds of scam links in the comments of our social media posts and duplicate our posts/page/events to try and trick you. Their aim is to get your personal information or credit card details. This is called phishing.

We will NEVER ask for your credit card details or info to watch the livestream or access the live tracker link. They are both free and public. Please do not click on any links not shared directly by us.

Be scrutinous, pay attention to who has posted the link, don't give scammers your payment info, and stay safe online.

SPECTATOR INFORMATION

Spectators are very welcome, and we encourage you to bring along pom-poms, signs, and noise makers to help cheer our athletes on. We would appreciate your help in cheering for ALL athletes, not just your friend or family member. This helps bring a fun, friendly atmosphere and makes the experience more memorable for our participants. Thank you!

BEST SPECTATOR VANTAGE POINTS

- Busselton Jetty where athletes will swim alongside it.
- Along Geographe Bay Road near club Alley
- Along the finish chute

CROSSING POINT ETIQUETTE:

Do not try to cross the course at random spots, block the swim exit, or cut in front of runners/cyclists – even if you think it's safe to do so. Please do not trample the dunes or hop fences. Instead use the crossing points provided. These are marked on the event map.

Please be patient with and kind to our volunteers managing the crossing points. It is a hard job, and a long day. They are simply keeping our spectators and athletes safe and doing their best to help you get where you need to go. Please thank them as you cross.

DO NOT UNDER ANY CIRCUMSTANCES:

- Bike, drive, or run beside an athlete on any part of the course. This is outside assistance and can lead to disqualification of that athlete.
- Run down the finish chute with your athlete, this includes (non-competing) kids running with their parent. The athlete will be disqualified if any spectator, friends, or family enter the chute with them.
- Allow your children or pets to play on the course or interfere with athletes, bikes, or any event infrastructure.

KIDS AND BABIES:

- Children and babies must be supervised by a parent or guardian at all times while attending the event.
- DO NOT allow children or babies to wander on to the course at any time, other than when using crossing points with a parent/guardian.
- Kids (who are not racing at the time) and babies must not be in athlete recovery, the finish chute, or transition at any time.
- Please ensure kids have adequate sun protection (slip, slop, slap, seek and slide) and a filled water bottle. It can be a long day for little ones.
- If your child gets lost during the event, please find a team member wearing a radio so we can help you locate the child ASAP. The emergency phone number for our event team is in the key contacts section of this document.

PETS:

- Dogs must stay leashed (fixed length leash) with a harness and must be supervised at ALL TIMES. Please leave reactive, nervous, or aggressive dogs and other animals at home. Ours is a busy event with thousands of people, and lots of young children. Owners must provide their own poop bags, and immediately pickup and safely dispose of any pet poo or mess made.
- Please bring water and food for your pet as it is a long day and can be very hot.
- No other animals are permitted.
- DO NOT let your dog on the course at any time, other than when using crossing points. Animals must not be in athlete recovery or transition at any time.

FREE GYM ACCESS IN BUSSELTON

We're excited to partner with Zap Fitness 24/7 Busselton to offer our participants free gym access from 1st - 6th May 2025!* Whether you're looking to warm up, cool down, or get in some extra training, Zap Fitness Busselton will be your go-to local hub, with extended staffed gym hours across event weekend just for you!

Love to gym and live in Busso? Enjoy 10% off a Zap Fitness club membership** to keep your training going after the event – claim at the club directly. A big thank you to Zap Fitness Busselton for their support of our event!

*T&C's apply, access during staffed hours only

**10% discount must be redeemed in club and only applies to 12 and 18-month memberships.

ZAP BUSSELTON GYM INFORMATION:

Free Pass Signup: www.zapfitness.com.au/free-trial/

Tenancy 12, Primewest Busselton Home Depot, Cnr Strelly St & Busselton Bypass Busselton 6280

Phone: 1300 927 348 Email: busselton@zapfitness.com.au

Gym Facilities: Cardio Equipment, Change Rooms, Dedicated Stretching Area, Free Weights, Free Wi-Fi, Functional Training Zone and Strength Equipment

Staffed Gym Hours for Event Weekend:

- Thursday 1st May 2025 - 9am-6pm
- Friday 2nd May 2025 - 9am-4pm
- Saturday 3rd May 2025 - 11am - 6pm
- Sunday 4th May 2025 - 8am - 4pm
- Monday 5th May 2025 - 9am - 6pm

FREQUENTLY ASKED QUESTIONS

Do I have to bring my own bike and helmet?

Yes, participants must bring their own bike and helmet to the event. Bikes/helmets are NOT provided or available for hire on race day.

Where do I collect my pre-ordered event merch?

Head to the KC Australia Merch tent in the expo area on race day. They'll look up your order and hand over the goods. Limited merch will also be for sale on race day, and available online on the [KC Aust website](#) after the event.

Can my kids or friends run down the finish line with me?

No, sorry. The AusTriathlon race rules do not allow non-participating adults or kids to run down the finish chute with an athlete. You will likely be disqualified. The exception is if you are all registered participants of a team, competing together.

Do I have to wear a wetsuit?

The Busselton Foreshore Triathlon is unlikely to be wetsuit mandatory because it is a much shorter swim than the Busselton 100. It is more likely to be wetsuit optional as it has been in past years. If you have a wetsuit please bring it in case you want to wear it.

What happens if my swim cap or timing chip falls off during the race?

The main purpose of the swim cap is so that our water safety team can see you better in the water. That's why we choose bright colours and require all swimmers to wear one. Try your best to keep it on, but if it falls off mid-race just keep swimming!

If your timing chip gets lost or comes off, we'll need to get you a replacement ASAP otherwise your time will be listed as a DNF (did not finish) because you won't be tracked around the rest of the course. Replacement chips will be available from the staff and technical officials in transition.

After each leg of the race (swim, bike, and run) do I just continue to the next one?

Yes. Transition is your designated area to store gear between race legs. Before the race, rack your bike and set up your equipment. Bring your goggles and swim cap to the swim start. After the swim, head to transition, grab your cycling gear, and start the bike leg. After the bike, return to transition, rack your bike, switch to your running gear, and begin the run. After the last lap of the run, go straight to the finish line!

I lost an item, or my item was damaged during the race.

We do not accept any responsibility for damaged or lost items, however any lost property that is handed in to our staff will be kept safe. To check lost property, please talk to event staff on the day or contact the office after the event via email events@wa.triathlon.org.au. Lost property will be kept for up to 2 months after the event, after which time any unclaimed items will be disposed of.

What happens if an item is missing or incorrect in my race pack?

Please return to registration or go to recovery race day. If you have damaged your swim cap there will be spares at the swim start. If you have lost your timing chip, please contact our staff immediately. A chip replacement fee may apply.

Is there a bike mechanic on course?

Yes, there will be bike mechanics available on race day and out on the cycle course.

Can I use headphones, phones, or listen to music during the race?

No this is a safety issue and is against AusTriathlon race rules. No headphones (including bone conduction), smart devices, mobile phones etc are allowed to be used during competition.

Can I wear a watch during the race, i.e. a Garmin?

Yes, but we do not accept any responsibility or liability for losses or damage incurred to your personal property during the race. We suggest any jewellery or sentimental items (i.e. wedding rings) be left at home or with a trusted spectator.

An exception can be made re: phones and smart devices if you need to utilise heart or blood sugar monitoring for legitimate medical reasons.

I can no longer attend the event. What are my withdrawal or refund options?

Please visit the refund and withdrawal page here: <https://www.busseltonfestivaloftriathlon.com.au/withdrawals-and-refunds/>

Is the Busselton Festival of Triathlon an Ironman event?

No, it is not. The Busselton 100 and Busselton Festival of Triathlon is owned and run by Triathlon WA and is not in any way affiliated with IRONMAN. The Busselton Festival of Triathlon has always been owned by Triathlon WA and at one stage was run under a license agreement with IRONMAN which was mutually terminated. It is not part of the IRONMAN series of events and is not a qualifying event to get slots to the Ironman 70.3 World Championships.

POST-RACE AWARDS

Category presentations for Busselton Foreshore Triathlon athletes will take place at 10am approx. (ENTICER) and 12pm approx. (SPRINT) at the Stage area in the Event Village, near recovery and the finish line. If you placed in the top 3 for your age group, we want to see you there!


THANK YOU TO OUR PARTNERS AND SUPPORTERS

Thank you to our 2025 Busselton Festival of Triathlon Event Partners!

GOLD PARTNERS



**WESTERN
AUSTRALIA**
WALKING ON A DREAM



**MARGARET
RIVER
REGION**
ON WADANDI BOODJA



Department of
Local Government, Sport
and Cultural Industries



SILVER PARTNERS



PURE
SPORTS NUTRITION



BRONZE PARTNERS



EVENT PARTNERS



**Ludlow Tuart Forest
Restoration Group**

**transplant
australia**
westernaustralia

M!TIME GROUP
is mine to capture



bossfotos



**WA
TRIATHLON**

**AUS
TRIATHLON**